

Miniature Fuse, 6.3 x 32 mm, Time-Lag T, UL, NNO, 250 VAC



UL 248-14 · 250 VAC · Time-Lag T

See below:


[Approvals and Compliances](#)**Description**

- High breaking capacity

Weblinks

[pdf data sheet](#), [html datasheet](#), [General Product Information](#), [Distributor-Stock-Check](#), [Detailed request for product](#)

Technical Data

Rated Voltage	125 - 250 VAC
Rated current	2 - 20A
Breaking Capacity	200A - 10 kA
Characteristic	Time-Lag T
Mounting	Fuseholder / Clip
Admissible Ambient Air Temp.	-40 °C to 70 °C
Climatic Category	40/070/21 acc. to IEC 60068-1
Material: Tube	Ceramics
Material: Endcaps	Tin-Plated Nickel
Unit Weight	2.5 g
Storage Conditions	0 °C to 60 °C, max. 70% r.h.
Product Marking	 Type, Rated current, Rated Voltage, Characteristic, Certification marks

Approvals and Compliances

Detailed information on product approvals, code requirements, usage instructions and detailed test conditions can be looked up in [Details about Approvals](#)

SCHURTER products are designed for use in industrial environments. They have approvals from independent testing bodies according to national and international standards. Products with specific characteristics and requirements such as required in the automotive sector according to IATF 16949, medical technology according to ISO 13485 or in the aerospace industry can be offered exclusively with customer-specific, individual agreements by SCHURTER.

Approvals

The approval mark is used by the testing authorities to certify compliance with the safety requirements placed on electronic products.

Approval Reference Type: 172600

Approval Logo	Certificates	Certification Body	Description
 NNO	UL Approvals	UL	UR File Number: E42088


Product standards

Product standards that are referenced

Organization	Design	Standard	Description
	Designed according to	UL 248-14	Low voltage fuses - Part 14: Additional fuses






Application standards

Application standards where the product can be used

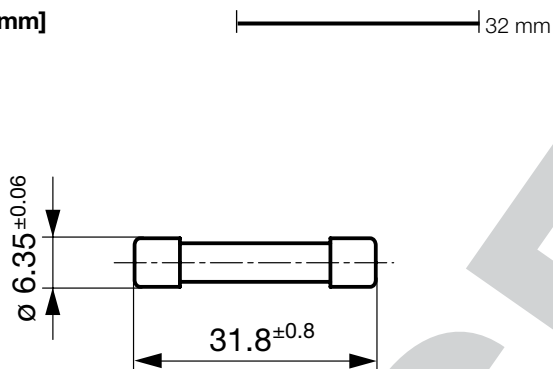
Organization	Design	Standard	Description
	Designed for applications acc.	IEC/UL 62368-1	Audio/video, information and communication technology equipment - Part 1: Safety requirements

Compliances

The product complies with following Guide Lines

Identification	Details	Initiator	Description
	CE declaration of conformity	SCHURTER AG	The CE marking declares that the product complies with the applicable requirements laid down in the harmonisation of Community legislation on its affixing in accordance with EU Regulation 765/2008.
	UKCA declaration of conformity	SCHURTER AG	The UKCA marking declares that the product complies with the applicable requirements laid down in the British Amendment of Regulation (EC) 765/2008.
	RoHS	SCHURTER AG	Directive RoHS 2011/65/EU, Amendment (EU) 2015/863
	China RoHS	SCHURTER AG	The law SJ / T 11363-2006 (China RoHS) has been in force since 1 March 2007. It is similar to the EU directive RoHS.
	REACH	SCHURTER AG	On 1 June 2007, Regulation (EC) No 1907/2006 on the Registration, Evaluation, Authorization and Restriction of Chemicals 1 (abbreviated as "REACH") entered into force.

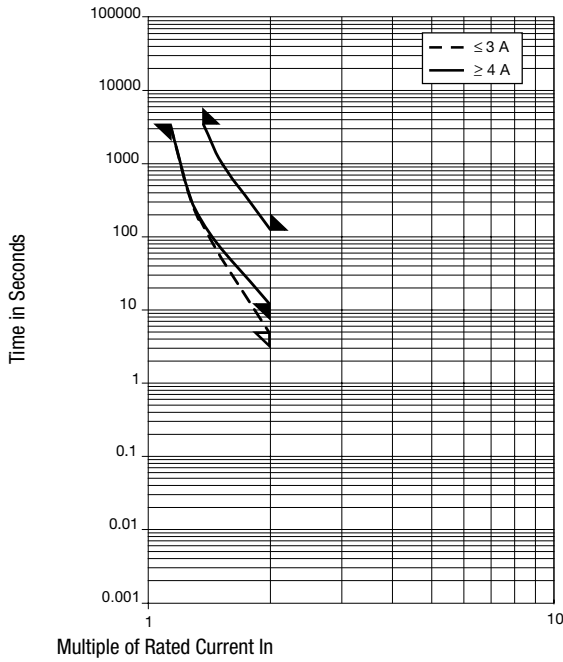
Dimension [mm]



Pre-Arcing Time

Rated Current In	1.1 x In min.	1.35 x In max.	2.0 x In min.	2.0 x In max.
2 A - 3 A	60 min	60 min	5 s	120 s
4 A - 20 A	60 min	60 min	12 s	120 s

Time-Current-Curves



All Variants

Rated Current [A]	Rated Voltage [VAC]	Breaking Capacity	Voltage Drop 1.0 I _n typ. [mV]	Power Dissipation 1.1 I _n typ. [mW]	Melting I ² t 10.0 I _n typ. [A ² s]	Order Number
0.125	250	1)	3200	480	1.8	7033.8100
0.16	250	1)	1120	230	2.7	7033.8110
0.2	250	1)	1200	290	2	7033.8160
0.25	250	1)	560	170	1.6	7033.8120
0.4	250	1)	610	310	8.4	7033.8130
0.5	250	2)	655	420	2.6	7033.8050
0.6	250	2)	615	470	3	7033.8140
0.7	250	2)	540	490	5	7033.8060
0.8	250	2)	510	530	8.8	7033.8070
1	250	2)	385	490	24	● 7033.8150
1.25	250	2)	350	560	30	7033.8080
1.5	250	2)	345	670	42	7033.8090
1.6	250	2)	315	650	47	● 7043.8110
2	250	1)	270	705	84	● 7043.8120
2.5	250	1)	255	850	170	● 7043.8130
3	250	2)	240	860	200	● 7043.8140
4	250	2)	168	1650	600	● ● 7043.8150
5	250	2)	150	900	690	● 7043.8160
6.3	250	2)	166	1750	1130	● 7043.8170
7	125	2)	210	1970	1360	7043.8180
8	125	3)	150	1520	100	● 7043.8190
10	125	3)	165	2150	38	● 7043.8200
12.5	250	4)	150	2500	70	● 7043.8210
16	250	4)	175	3700	330	● 7043.8220
20	250	4)	168	4500	1300	● 7043.8230

Availability for all products can be searched real-time: <https://www.schurter.com/en/Stock-Check/Stock-Check-SCHURTER>

1) 10 kA @ 125 VAC , p.f. = 0.7 - 0.8 / 100 A @ 250 VAC , p.f. = 0.7 - 0.8

Rated Current [A]	Rated Voltage [VAC]	Breaking Capacity	Voltage Drop 1.0 I _n typ. [mV]	Power Dissipation 1.1 I _n typ. [mW]	Melting I ² t 10.0 I _n typ. [A ² s]	Order Number
2) 10 kA @ 125 VAC , p.f. = 0.7 - 0.8 / 200 A @ 250 VAC , p.f. = 0.7 - 0.8						
3) 10 kA @ 125 VAC , p.f. = 0.7 - 0.8						
4) 10 kA @ 125 VAC , p.f. = 0.7 - 0.8 / 1500 A @ 250 VAC , p.f. = 0.7 - 0.8						



Packaging Unit	Small Box Pack (10 pcs.)
-----------------------	--------------------------

PHASE-OUT