

Surface Mount Fuse, 7 x 2 mm, Quick-Acting F, 125 VAC, 125 VDC



UL 248-14 · 125 VAC · 125 VDC · Quick-Acting F

See below:

[Approvals and Compliances](#)**Description**

- High breaking capacity
- Directly solderable on printed circuit boards

Applications

- Telecom
- Household appliances


References

Square Footprint Type [MKF](#)
Corresponding Fuseholder

Weblinks

[pdf data sheet](#), [html datasheet](#), [General Product Information](#), [Distributor-Stock-Check](#), [Detailed request for product](#)

Technical Data

Rated Voltage	63 - 125 VAC, 65 - 125 VDC
Rated current	0.063 - 15 A
Breaking Capacity	300 A
Characteristic	Quick-Acting F
Mounting	PCB, SMT
Admissible Ambient Temp.	-55 °C to 125 °C
Climatic Category	55/125/56 acc. to IEC 60068-1
Material: Tube	Ceramics
Material: Endcaps	Copper alloy, tin-plated
Unit Weight	0.07 g
Storage Conditions	0 °C to 60 °C, max. 70% r.h.
Product Marking	 Rated current

Soldering Methods	Reflow, Wave Soldering Profile
Solderability	235 °C / 2 sec acc. to IEC 60068-2-58, Test Td, Fig. 2B (Reflow) // 245 °C / 3 sec (Wave)
Resistance to Soldering Heat	260 °C / 10 sec acc. to IEC 60068-2-58, Test Td
Moisture Sensitivity Level	MSL 1, J-STD-020

Approvals and Compliances


Detailed information on product approvals, code requirements, usage instructions and detailed test conditions can be looked up in [Details about Approvals](#)

SCHURTER products are designed for use in industrial environments. They have approvals from independent testing bodies according to national and international standards. Products with specific characteristics and requirements such as required in the automotive sector according to IATF 16949, medical technology according to ISO 13485 or in the aerospace industry can be offered exclusively with customer-specific, individual agreements by SCHURTER.

Approvals



The approval mark is used by the testing authorities to certify compliance with the safety requirements placed on electronic products.

Approval Reference Type: 172876

Approval Logo	Certificates	Certification Body	Description
	UL Approvals	UL	UR File Number: E42088

Product standards

Product standards that are referenced

Organization	Design	Standard	Description
	Designed according to	UL 248-14	Low voltage fuses - Part 14: Supplemental fuses
	Designed according to	CSA22.2 No. 248.14	Low-Voltage Fuses - Part 14: Supplemental Fuses






Application standards

Application standards where the product can be used

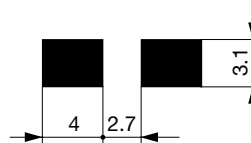
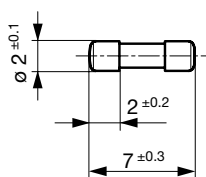
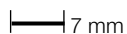
Organization	Design	Standard	Description
	Suitable for applications acc.	IEC/UL 62368-1	Audio/video, information and communication technology equipment - Part 1: Safety requirements

Compliances

The product complies with following Guide Lines

Identification	Details	Initiator	Description
	CE declaration of conformity	SCHURTER AG	The CE marking declares that the product complies with the applicable requirements laid down in the harmonisation of Community legislation on its affixing in accordance with EU Regulation 765/2008.
	UKCA declaration of conformity	SCHURTER AG	The UKCA marking declares that the product complies with the applicable requirements laid down in the British Amendment of Regulation (EC) 765/2008.
	RoHS	SCHURTER AG	Directive RoHS 2011/65/EU, Amendment (EU) 2015/863
	China RoHS	SCHURTER AG	The law SJ / T 11363-2006 (China RoHS) has been in force since 1 March 2007. It is similar to the EU directive RoHS.
	REACH	SCHURTER AG	On 1 June 2007, Regulation (EC) No 1907/2006 on the Registration, Evaluation, Authorization and Restriction of Chemicals 1 (abbreviated as "REACH") entered into force.

Dimension [mm]

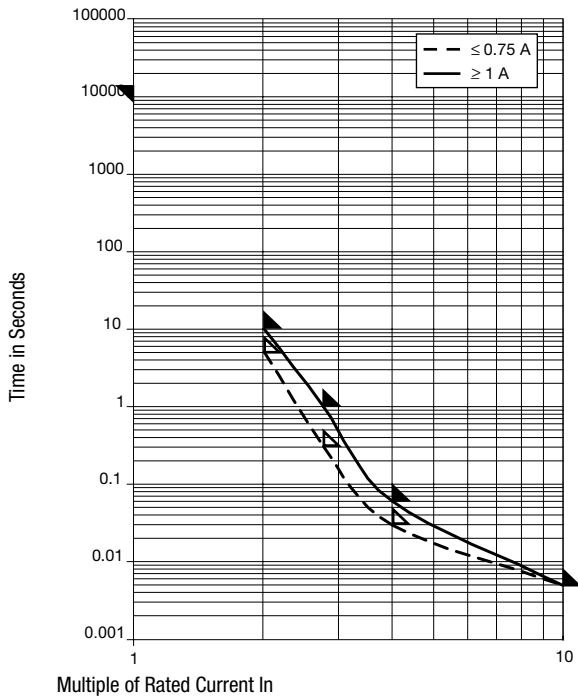


Soldering pads


Pre-Arcing Time


Rated Current I _n	1.0 x I _n min.	2.0 x I _n max.	2.75 x I _n max.	4.0 x I _n max.	10.0 x I _n max.
0.063 A - 0.75 A	4 h	5 s	300 ms	30 ms	5 ms
1 A - 15 A	4 h	10 s	-	60 ms	5 ms

Time-Current-Curves



All Variants

Rated Current [A]	Rated Voltage [VAC]	Rated Voltage [VDC]	Breaking Capacity	Voltage Drop 1.0 I _n typ. [mV]	Power Dissipation 1.0 I _n typ. [mW]	Melting I ² t 10.0 I _n typ. [A ² s]		Order Number
0.063	125	125	1)	590	37	0.00022	●	7010.9750.63
0.063	125	125	1)	590	37	0.00022	●	7010.9750.57
0.125	125	125	1)	640	80	0.0024	●	7010.9760.63
0.25	125	125	1)	275	69	0.0061	●	7010.9770.63
0.25	125	125	1)	275	69	0.0061	●	7010.9770.57
0.375	125	125	1)	215	81	0.012	●	7010.9780.63
0.375	125	125	1)	215	81	0.012	●	7010.9780.57
0.5	125	125	1)	205	103	0.046	●	7010.9790.63
0.5	125	125	1)	205	103	0.046	●	7010.9790.57
0.75	125	125	1)	190	143	0.09	●	7010.9800.63
0.75	125	125	1)	190	143	0.09	●	7010.9800.57
1	125	125	1)	180	180	0.11	●	7010.9810.63
1	125	125	1)	180	180	0.11	●	7010.9810.57
1.5	125	125	1)	185	278	0.25	●	7010.9820.63
1.5	125	125	1)	185	278	0.25	●	7010.9820.57
2	125	125	1)	160	320	0.72	●	7010.9830.63
2	125	125	1)	160	320	0.72	●	7010.9830.57
2.5	125	125	1)	160	400	0.91	●	7010.9840.63
2.5	125	125	1)	160	400	0.91	●	7010.9840.57
3	125	125	1)	155	465	1.3	●	7010.9850.63
3	125	125	1)	155	465	1.3	●	7010.9850.57
3.5	125	125	1)	145	510	1.7	●	7010.9860.63
3.5	125	125	1)	145	510	1.7	●	7010.9860.57
4	125	125	1)	140	560	2.6	●	7010.9870.63
4	125	125	1)	140	560	2.6	●	7010.9870.57
5	63	125	2)	125	625	4	●	7010.9880.63
5	63	125	2)	125	625	4	●	7010.9880.57
7	63	125	2)	120	840	8.5	●	7010.9890.63

Rated Current [A]	Rated Voltage [VAC]	Rated Voltage [VDC]	Breaking Capacity	Voltage Drop 1.0 I _n typ. [mV]	Power Dissipation 1.0 I _n typ. [mW]	Melting I ² t 10.0 I _n typ. [A ² s]		Order Number
7	63	125	2)	120	840	8.5	●	7010.9890.57
10	65	65	3)	110	1100	31	●	7010.9892.63
10	65	65	3)	110	1100	31	●	7010.9892.57
12	65	65	3)	115	1380	48	●	7010.9894.63
12	65	65	3)	115	1380	48	●	7010.9894.57
15	65	65	3)	105	1575	92	●	7010.9896.63
15	65	65	3)	105	1575	92	●	7010.9896.57

Most Popular:

Availability for all products can be searched real-time: <https://www.schurter.com/en/info-center/support-tools/stock-check-distributors>

1) 300 A @ 125 VAC , cos $\varphi \geq 0.95$ / 300 A @ 125 VDC resistiv

2) 300 A @ 63 VAC , cos $\varphi \geq 0.95$ / 300 A @ 125 VDC resistiv

3) 300 A @ 65 VAC , cos $\varphi \geq 0.95$ / 300 A @ 65 VDC resistiv

Packaging Unit	.xx = .63	100 St. in ESD-plastic bag
acc. IEC 60286-3 Type 2a	.xx = .57	1500 pcs. in tape [W: 16mm and P1: 4mm] on reel [A: 18cm]