


US Power Supply Cord with IEC Connector C13, straight



See below:
[Approvals and Compliances](#)

Description

- 1 Function :
- Power Cord , Protection class I
- Pin temperature 70 °C
- custom specific versions on request

Weblinks

[pdf data sheet](#), [html datasheet](#), [General Product Information](#), [Distributor-Stock-Check](#), [Accessories](#), [Detailed request for product](#)

Technical Data

| | | | |
|-----------------------------------|---|-------------------------|--|
| Ratings UL/CSA | 10A / 125VAC; 60Hz | Appliance inlet/-outlet | C13 acc. to (for cold conditions) pin-temperature 70 °C, 10A, Protection Class I |
| Allowable Operation Temperature | -40°C to 70°C | | |
| IP-Protection | front side IP40 acc. to IEC 60529 | | |
| Protection against electric shock | Suitable for appliances with protection class I acc. to IEC 61140 | | |
| Material: Housing | PVC, black | | |

Approvals and Compliances

Detailed information on product approvals, code requirements, usage instructions and detailed test conditions can be looked up in [Details about Approvals](#)

SCHURTER products are designed for use in industrial environments. They have approvals from independent testing bodies according to national and international standards. Products with specific characteristics and requirements such as required in the automotive sector according to IATF 16949, medical technology according to ISO 13485 or in the aerospace industry can be offered exclusively with customer-specific, individual agreements by SCHURTER.

Approvals

The approval mark is used by the testing authorities to certify compliance with the safety requirements placed on electronic products. Approval Reference Type:

| Approval Logo | Certificates | Certification Body | Description |
|---------------|-------------------------------|--------------------|---------------------------|
| | UL Approvals | UL | UL File Number: |
| | CSA Approvals | CSA | CSA Certification Record: |

Product standards

Product standards that are referenced

| Organization | Design | Standard | Description |
|--------------|-----------------------|-------------|---|
| | Designed according to | IEC 60320-1 | Appliance couplers for household and similar general purposes |




Application standards

Application standards where the product can be used

| Organization | Design | Standard | Description |
|--------------|--------------------------------|----------------|---|
| | Suitable for applications acc. | IEC/UL 62368-1 | Audio/video, information and communication technology equipment - Part 1: Safety requirements |

Compliances

The product complies with following Guide Lines

| Identification | Details | Initiator | Description |
|--|------------|-------------|---|
|  | RoHS | SCHURTER AG | Directive RoHS 2011/65/EU, Amendment (EU) 2015/863 |
|  | China RoHS | SCHURTER AG | The law SJ / T 11363-2006 (China RoHS) has been in force since 1 March 2007. It is similar to the EU directive RoHS. |
|  | REACH | SCHURTER AG | On 1 June 2007, Regulation (EC) No 1907/2006 on the Registration, Evaluation, Authorization and Restriction of Chemicals 1 (abbreviated as "REACH") entered into force. |

All Variants

| Connector | | Cable | | | | Plug | | | | Order Number | |
|-----------|--------|--------------|-------------------------|------------|-------|---------------|---------|-----------|----------|--------------|-----------|
| Type | V-Lock | Cord Type | Conductor cross section | Length [m] | Color | Type | Country | Standard | Style | - | |
| C13 | | SVT 3x18 AWG | 3 x 18 AWG | 2.0 | black | North America | USA | NEMA 5-15 | straight | - | 6009.1214 |

Availability for all products can be searched real-time: <https://www.schurter.com/en/info-center/support-tools/stock-check-distributors>

Packaging unit

50 Pcs

Mating Inlets/Plugs

Category / Description

» [Overview complete](#)



| | |
|--|--------|
| IEC Appliance Inlet C14 with Line Switch 1-pole | KEB1 |
| IEC Appliance Inlet C14 with Line Switch 1-pole | 1074 |
| IEC Appliance Inlet C14, with Line Switch 2-pole, Voltage Selector and Fuseholder 1or 2-pole | 6766 |
| IEC Appliance Inlet C14 with Line Switch 1- or 2-pole | 6010-K |
| IEC Appliance Inlet C14 with Fuseholder 2-pole, Line Switch 2-pole and Voltage Selector | GRM1 |
| ... | ... |

[Appliance Inlet Overview complete](#)



| | |
|---|--------|
| 6061, Mounting: Screw, Appliance Inlet: IEC C14 | 6080 |
| 6100-3, Mounting: Screw, Solder / Quick Connect, Appliance Inlet: IEC C14 | 6100-3 |
| 6100-4, Mounting: Snap-in, Solder / Quick Connect, Appliance Inlet: IEC C14 | 6100-4 |
| 6102-3, Mounting: Screw, Solder / Quick Connect, Appliance Inlet: IEC C18 | 6102-3 |
| 6102-5, Mounting: Snap-in, Solder / Quick Connect, Appliance Inlet: IEC C18 | 6102-5 |
| ... | ... |

[Distribution Unit Overview complete](#)



| | |
|--|------|
| 0712-PQ, Mounting: Snap-in, Front Side, Solder terminal (4.8 x 0.8 mm), 1x Appliance Outlet: IEC F | 0712 |
| 4741, Mounting: 2x Appliance Outlet: IEC F | 4741 |
| 4747, Mounting: 4x Appliance Outlet: IEC F | 4747 |
| 4740, Mounting: 6x Appliance Outlet: IEC F | 4740 |

Category / Description

[IEC Inlet Filter Overview complete](#)



| | |
|--|------|
| 5123, Mounting : Snap-in/screw-on, 8 mm, 15 A, Standard and Medical Version, Appliance Inlet: IEC C14 : 5121, Suitable for appliances with protection class I | 5121 |
| 5123, Mounting: Screw, Front-/Rear-Side, Filter: Standard and Medical Version, Without fuse holder: 10 A, Thermoplast / steel tin-plated Appliance Inlet: IEC C14, Suitable for appliances with protection class I or II | 5123 |
| GRF2, Mounting: Rear Side, With EMC-shield and without line filter, 10 A, Plug Connector, Appliance Inlet: IEC C14, Suitable for appliances with protection class I | GRF2 |
| 5110, Mounting: Screw, Front Side, Filter: Standard and Medical Version, Without fuse holder: 10 A, Thermoplastic Appliance Inlet: IEC C14, prewired, Suitable for appliances with protection class I | 5110 |
| 5120, Mounting: Screw with plastic flange, Front-/Rear-Side, Filter: Standard and Medical Version, Without fuse holder: 10 A, Thermoplast / steel tin-plated Appliance Inlet: IEC C14, Suitable for appliances with protection class I or II | 5120 |
| ... | ... |

[Plug Overview complete](#)



| | |
|--|------|
| 4732, Mounting: Power Cord, Plug: IEC E, Cable | 4732 |
| 4735, Mounting: Power Cord, Plug: IEC E, Cable | 4735 |
| 4733, Mounting: Power Cord, Plug: IEC E, Cable | 4733 |
| 4736, Mounting: Power Cord, Plug: IEC E, Cable | 4736 |
| p685, Mounting: Power Cord, Plug: IEC E, Cable | P685 |

[Power Entry Module Overview complete](#)



| | |
|---|------|
| DF11, Mounting: Screw, Rocker switch: non-illuminated or illuminated 2-pole, Quick connect terminals 6.3 x 0.8 mm, Appliance Inlet: IEC C14, Without fuse holder: Suitable for appliances with protection class I or II 0 DF11, Mounting:Screw, Quick connect terminals 6.3 x 0.8 mm, Without fuse holder: Rocker switch, non-illuminated or illuminated, 2-pole, Appliance Inlet: IEC C14, 250 VAC, prewired, Suitable for appliances with protection class I or II 0 DF11, Power Entry ModuleC14, 55°C, version: L: N: ground: : fuseholder: color: design: dimension S: features: 0 DF11, Mounting: Snap-in/screw-on, Appliance Inlet: IEC C14, Without fuse holder: : black, Suitable for appliances with protection class I or II 0 DF11, Mounting: Snap-in/screw-on8 mm, Quick connect terminals 6.3 x 0.8 mm, IP40.: black, Appliance Inlet: IEC C14, Circuit Breakers TA45, A, non-illuminated, Protection Class I or II 0 DF11, Mounting: Snap-in/screw-on, mm, Without fuse holder: : IEC Suitable for appliances with protection class I or II 0 | DF11 |
| DD11, Mounting: Screw-on mounting, Rocker switch: non-illuminated or illuminated 2-pole, Quick connect terminals 4.8 x 0.8 mm, Appliance Inlet: IEC C14, With or without protection cover, Fuseholder: 1-/2-pole, Suitable for appliances with protection class I | DD11 |
| DD21, Mounting: Screw-on mounting Rear Side, Rocker switch: non-illuminated or illuminated 2-pole, additional quick connect 4.8 x 0.8 mm Appliance Inlet: IEC C14, Fuseholder: 1-/2-pole | DD21 |
| DC11, Mounting: Screw, Rocker switch: non-illuminated or illuminated 1-/2-pole, Quick connect terminals 4.8 x 0.8 mm, Appliance Inlet: IEC C14, Without fuse holder: Suitable for appliances with protection class I or II | DC11 |
| KEB2, Mounting:Screw, Quick connect terminals 4.8 x 0.8 mm, Without fuse holder: Rocker switch, non-illuminated or illuminated, 2-pole, Appliance Inlet: IEC C14, 250 VAC, prewired, Suitable for appliances with protection class I | KEB2 |
| ... | ... |

[Power Entry Module with line filter Overview complete](#)



| | |
|--|------|
| DG12, Mounting : Screw, 8 mm, 15 A, prewired, Standard and Medical Version, Appliance Inlet: IEC C14 C18, Circuit Breakers TA35: DG12, Suitable for appliances with protection class I or II | DG12 |
| DD14, Mounting: Screw-on mounting, Front Side, Filter, Standard and Medical Version, Fuseholder:1-/2-pole, 10 A, Rocker switch: 2-pole, non-illuminated Appliance Inlet: IEC C14, prewired | DD14 |
| DD12, Mounting: Screw-on mounting, Front Side, Filter, Standard and Medical Version, Fuseholder:1-/2-pole, 10 A, Rocker switch: 2-pole, non-illuminated Appliance Inlet: IEC C14, prewired | DD12 |
| DA22 Mounting: Screw-on mounting, Rear Side, PCB, 10 A, Filter: Standard and Medical Version, Fuseholder: 1-/2-pole, Appliance Inlet: IEC C14, Suitable for appliances with protection class I | DA22 |
| KFB2, Mounting: Screw, Front Side, Filter: Standard and Medical Version, Without fuse holder: 10 A, Rocker switch: 2-pole, Appliance Inlet: IEC C14, prewired | KFB2 |
| ... | ... |

Mating Inlets/Plugs shuttered

[Power Entry Module Overview complete](#)

KM, Mounting: Quick connect terminals 4.8 x 0.8 mm, Fuseholder: 1-/2-pole, Rocker switch, non-illuminated, 2-pole,
Appliance Inlet: IEC C14, 250 VAC, prewired, Suitable for appliances with protection class I or II

KM