

AC Filter 2-Stage, Broad Band Attenuation



See below:
[Approvals and Compliances](#)

Description

- Line-filter in standard version
- 2 stage
- Very high attenuation

Characteristics

- Designed for high current applications
- Protection against interference voltage from the mains
Possible interferences generated in the equipment are strongly attenuated
- Especially designed for industrial applications such as: Frequency Converters, Stepper Motor Drives, UPS-Systems, Inverters
- Suitable for use in equipment according to IEC/UL 62368-1

Other versions on request

- Version with wire connection

References

We recommend for new applications the type [FMBB NEO](#)

Weblinks

[pdf data sheet](#), [html datasheet](#), [General Product Information](#), [Approvals](#), [Distributor-Stock-Check](#), [Detailed request for product](#), [Microsite](#)

Technical Data

Ratings IEC	8 - 25A @ Ta 40 °C / 250 VAC; 50Hz
Ratings UL/CSA	8 - 25A @ Ta 40 °C / 125 VAC; 60Hz
Leakage Current	industrial < 3.5mA (V / 60Hz)
Dielectric Strength	> 1.7 kVDC between L-N > 2.7 kVDC between L/N-PE Test voltage (2 sec)
Allowable Operation Temperature	-25°C to 100°C
Climatic Category	25/100/21 acc. to IEC 60068-1
Protection Class	Suitable for appliances with protection class I acc. to IEC 61140
Terminal	Screw
Material	Metal

Line Filter	Standard and Industrial Version, IEC 60939, UL 1283, CSA C22.2 no. 8 Technical Details
MTBF	> 200'000h acc. to MIL-HB-217 F

Approvals and Compliances



Detailed information on product approvals, code requirements, usage instructions and detailed test conditions can be looked up in [Details about Approvals](#)

SCHURTER products are designed for use in industrial environments. They have approvals from independent testing bodies according to national and international standards. Products with specific characteristics and requirements such as required in the automotive sector according to IATF 16949, medical technology according to ISO 13485 or in the aerospace industry can be offered exclusively with customer-specific, individual agreements by SCHURTER.

Approvals




The approval mark is used by the testing authorities to certify compliance with the safety requirements placed on electronic products.

Approval Reference Type: FMBB

Approval Logo	Certificates	Certification Body	Description
	VDE Approvals	VDE	Certificate Number: 40004673
	UL Approvals	UL	UR File Number: E72928

Product standards

Product standards that are referenced

Organization	Design	Standard	Description
	Designed according to	IEC 60939	Passive filters for suppressing electromagnetic interference
	Designed according to	UL 1283	Passive filters for suppressing electromagnetic interference
	Designed according to	CSA C22.2 no. 8	Electromagnetic interference (EMI) filters






Application standards

Application standards where the product can be used

Organization	Design	Standard	Description
	Suitable for applications acc.	IEC/UL 62368-1	Audio/video, information and communication technology equipment - Part 1: Safety requirements

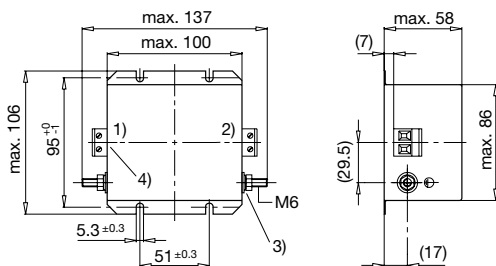
Compliances

The product complies with following Guide Lines

Identification	Details	Initiator	Description
	CE declaration of conformity	SCHURTER AG	The CE marking declares that the product complies with the applicable requirements laid down in the harmonisation of Community legislation on its affixing in accordance with EU Regulation 765/2008.
	UKCA declaration of conformity	SCHURTER AG	The UKCA marking declares that the product complies with the applicable requirements laid down in the British Amendment of Regulation (EC) 765/2008.
	RoHS	SCHURTER AG	Directive RoHS 2011/65/EU, Amendment (EU) 2015/863
	China RoHS	SCHURTER AG	The law SJ / T 11363-2006 (China RoHS) has been in force since 1 March 2007. It is similar to the EU directive RoHS.
	REACH	SCHURTER AG	On 1 June 2007, Regulation (EC) No 1907/2006 on the Registration, Evaluation, Authorization and Restriction of Chemicals 1 (abbreviated as "REACH") entered into force.

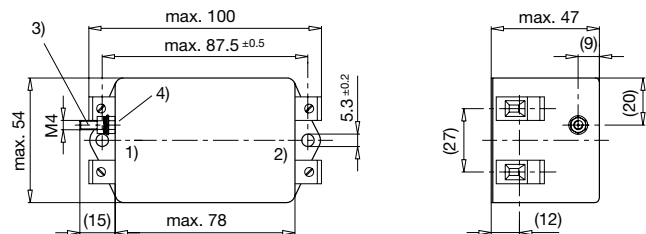
Dimension [mm]

Case 24-2



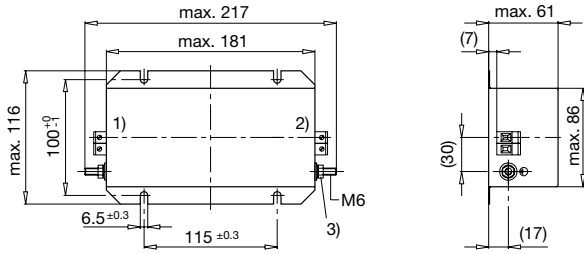
- 1) Line
- 2) Load
- 3) Nut torque 3...4 Nm
- 4) I/O Connections torque 0.6...0.8

Case 16-2

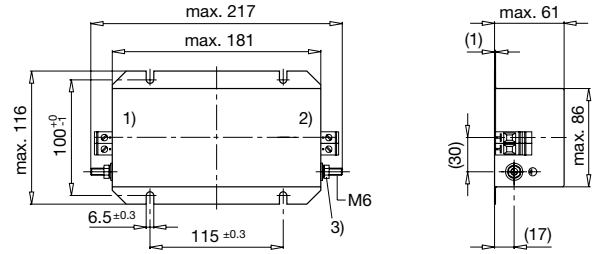


- 1) Line
- 2) Load
- 3) Nut torque 3...4 Nm
- 4) Do not unscrew lock-nut

Case 31-2



Case 31-6

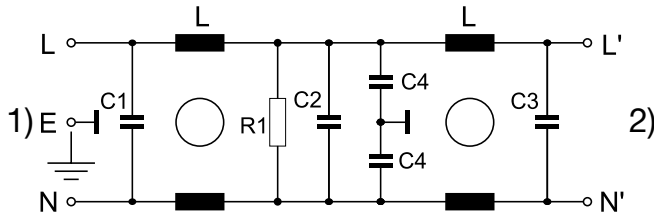


- 1) Line
- 2) Load
- 3) Nut torque 3...4 Nm

- 1) Line
- 2) Load
- 3) Nut torque 3...4 Nm

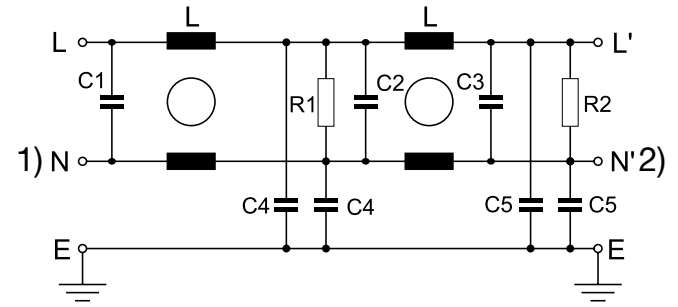
Diagrams

S1 standard version



- 1) Line
- 2) Load

S2 standard version



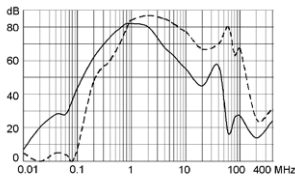
- 1) Line
- 2) Load

Attenuation Loss

----- 50Ω differential mode _____ 50Ω common mode

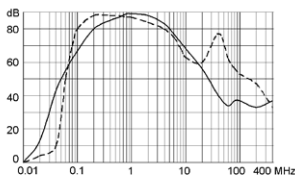
Standard version

8 A

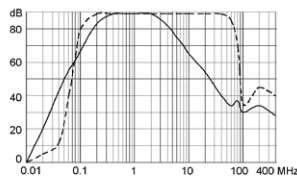


Industrial version

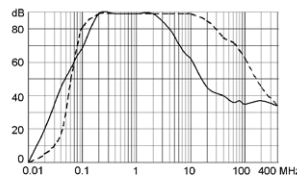
12 A



16 A



25 A



All Variants

Rated Current [A]	Filter-Type	Leakage Current [mA]	L [mH]	C1 (X2) [µF]	C2 (X2) [µF]	C3 (X2) [µF]	C4 (Y2) [nF]	C5 (Y2) [nF]	R1, R2 [MΩ]	Dia-gram	Clamps [mm2]	Weight [g]	Housing	Order Number
8	Standard version	0.25	2 x 7	0.1	0.15	0.47	2.2	-	1	S1	4	410 g	16-2	5500.2068
12	Industrial version	3.5	2 x 5	2.2	2.2	2.2	33	2.2	0.5	S2	4	1000 g	24-2	5500.2069
16	Industrial version	3.5	2 x 3.5	2.2	2.2	2.2	33	2.2	0.5	S2	4	2400 g	31-2	5500.2070
25	Industrial version	3.5	2 x 3.5	2.2	2.2	2.2	33	2.2	0.5	S2	6	2500 g	31-6	5500.2071

Availability for all products can be searched real-time: <https://www.schurter.com/en/info-center/support-tools/stock-check-distributors>

Packaging unit

5 Pcs