

Fuse NH-DIN00-DIN00C 400V (gG)



DIN 00 C 1301.0114



DIN 00 1301.0102

See below:

[Approvals and Compliances](#)

Description

- According to IEC 269
- According VDE 0636
- energy saving
- Selectivity 1:1.6
- Removal tags energized
- Dimensions according to DIN 43620

Unique Selling Proposition

- Characteristic gG
- Full-range fuse-links for general applications

Technical Data

Rated Current In	6- 160 A
Rated Voltage	400 VAC
Breaking Capacity	100kA Standard 120kA Compact
Rated Power Operating Frequency fe	50 Hz

Weblinks

[pdf data sheet](#), [html datasheet](#), [Detailed request for product](#)

Contact blade	Full contact blades, Cu silvered
Characteristic resistance	even with alternating load; nonagin to VDE 0636
Indicator	Combi indicator

Basic Design

Insulator	Ceramics
Metal components	corrosion-resistant (rustproof)

Power Dissipation (Watt) operating temperature max.

The power dissipation is the so called power loss at rated current load and operation temperature acc. VDE 0636 . It is to be measured in Watt at AC condition. The voltage tap is to be assured that the power dissipation of the blade contacts are included. This means the measure contact need to be applied at the ends of the blade contacts. The standard VDE 0636 part 1 and 2 requires that following maximal permissible power losses are not exceeded.

Approvals and Compliances

Detailed information on product approvals, code requirements, usage instructions and detailed test conditions can be looked up in [Details about Approvals](#)

Approvals

The approval mark is used by the testing authorities to certify compliance with the safety requirements placed on electronic products.

Approval Reference Type:

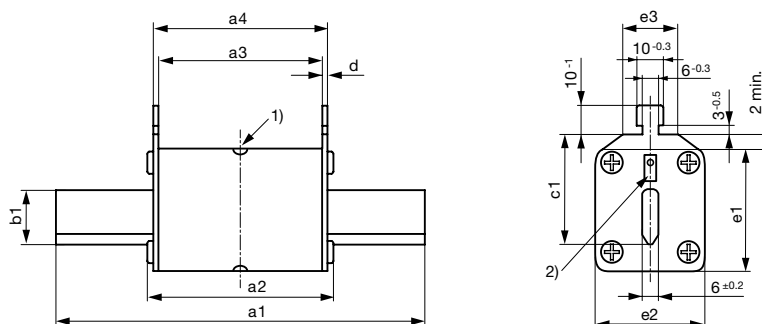
Approval Logo	Certificates	Certification Body	Description
	VDE Approvals	VDE	VDE Certificate Number: DIN00C: 40060735, DIN00: 40052734

Compliances

The product complies with following Guide Lines

Identification	Details	Initiator	Description
	REACH	SCHURTER AG	On 1 June 2007, Regulation (EC) No 1907/2006 on the Registration, Evaluation, Authorization and Restriction of Chemicals 1 (abbreviated as "REACH") entered into force.

Dimensions [mm]

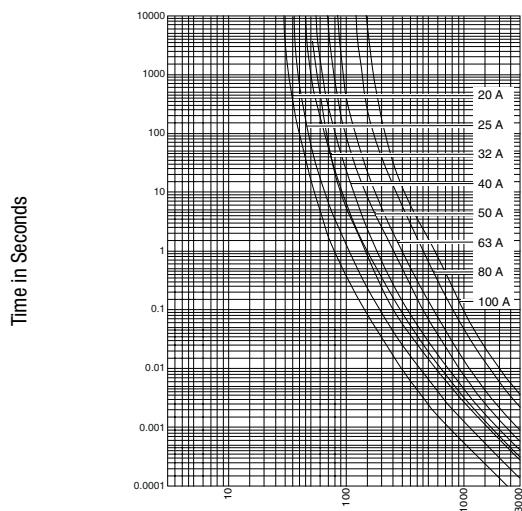


DIN	a1	a2	a3	a4	b1	c1	d	e1	e2	e3
00	78.5 ±1,5	54-6	45 ±1,5	49 ±1,5	15 ±0,8	35 ±0,8	2,0 +1,0/-0,5	41	30 -1,0	20 ±5
00C	78.5 ±1,5	54-6	45 ±1,5	49 ±1,5	15 ±0,8	35 ±0,8	2,0 +1,0/-0,5	36	20 ±0,9	20 ±5

- 1) Centre indicator
- 2) Flat indicator

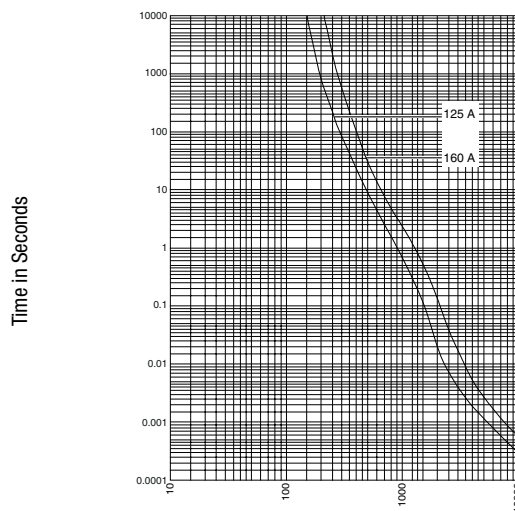
Time-Current-Curves

DIN00 20 - 100 A, 400V



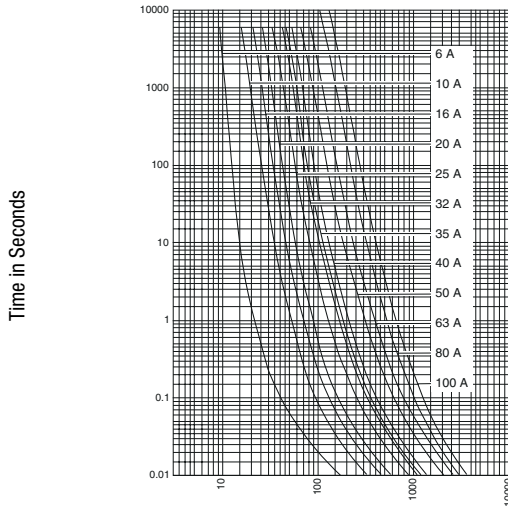
Effective value of the melting current (A) + - 8%

DIN00 125 - 160 A, 400V



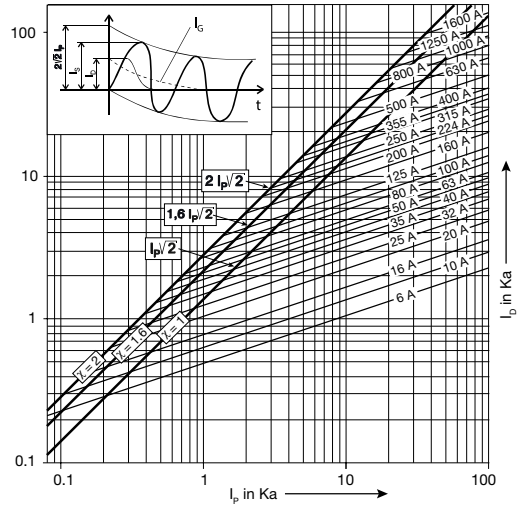
Effective value of the melting current (A) + - 8%

DIN00C 6 - 100 A, 400V



Effective value of the melting current (A) + - 8%

Current limiting diagram



The prospective short circuit current is the value of the current, that would flow if there was no protection in the circuit.

- ID Let-through current
- IG Value of DC component
- IP Prospective short-circuit current
- IS Short-circuit peak current
- X Factor (X=2 für cosφ=0, X=1 für cosφ=1)

Variants

Rated current [A]	Style [Compact]	Power Loss [W]	Order Number	E-No.
6	C	1.3	1301.0104	840400079
10	C	1.3	1301.0105	840400089
16	C	2.4	1301.0106	840400099
20	C	2.7	1301.0107	840400109
20	-	1.9	1301.0094	840600109
25	C	2.6	1301.0108	840400119
25	-	2.2	1301.0095	840600119
32	C	3.0	1301.0115	840400129
32	-	2.7	1301.0116	840600129
35	C	3.3	1301.0109	840400139
35	-	3.1	1301.0096	840600139
40	C	3.4	1301.0110	840400149
40	-	3.5	1301.0097	840600149 1)
50	C	4.9	1301.0111	840400159
50	-	3.9	1301.0098	840600159
63	C	5.8	1301.0112	840400179
63	-	5.2	1301.0099	840600179
80	C	5.1	1301.0113	840400199
80	-	5.3	1301.0100	840600199
100	C	5.8	1301.0114	840400209
100	-	5.7	1301.0101	840600209
125	-	7.4	1301.0102	840600219
160	-	8.3	1301.0103	840600239

1) without VDE Approvals

Availability for all products can be searched real-time: <https://www.schurter.com/en/info-center/support-tools/stock-check-distributors>

Packaging unit

3 Pcs