

Miniature Fuse with Pigtail, 5.4 x 22.5 mm, Time-Lag T, H, 250 VAC, UL: 115 - 300 VDC



IEC 60127-2 · 250 VAC · 300 VDC · Time-Lag T

See below:
[Approvals and Compliances](#)

Description

- IEC Standard Fuse
- H = High Breaking Capacity (Ceramic Tube)

Applications


- Primary Protection on PCB
- Power Supply Adapter for e.g. laptops
- SMPS (Switching Mode Power Supply) for TV's and DVD's

References

Weblinks

[pdf data sheet](#), [html datasheet](#), [General Product Information](#), [Distributor-Stock-Check](#), [Detailed request for product](#)

Technical Data

Rated Voltage	250 VAC 300 VDC
Rated current	0.5 - 16 A
Breaking Capacity	500 A - 1500 A
Characteristic	Time-Lag T
Admissible Ambient Temp.	-55 °C to 125 °C
Climatic Category	55/125/21 acc. to IEC 60068-1
Material: Tube	Ceramics
Material: Endcaps	Nickel-Plated Copper Alloy
Material: Axial Leads	Tin-Plated Copper
Unit Weight	1.68 g
Storage Conditions	0 °C to 60 °C, max. 70% r.h.
Product Marking	 Rated current, Rated Voltage, Characteristic, Breaking Capacity, Certification marks

Soldering Methods	Wave Soldering Profile
Solderability	235 °C / 2 sec acc. to IEC 60068-2-20, Test Ta, method 1
Resistance to Soldering Heat	260 °C / 5 sec acc. to IEC 60068-2-20, Test Tb, method 1A

Approvals and Compliances




Detailed information on product approvals, code requirements, usage instructions and detailed test conditions can be looked up in [Details about Approvals](#)

SCHURTER products are designed for use in industrial environments. They have approvals from independent testing bodies according to national and international standards. Products with specific characteristics and requirements such as required in the automotive sector according to IATF 16949, medical technology according to ISO 13485 or in the aerospace industry can be offered exclusively with customer-specific, individual agreements by SCHURTER.

Approvals




The approval mark is used by the testing authorities to certify compliance with the safety requirements placed on electronic products.

Approval Reference Type: SPT 5x20 Pigtail

Approval Logo	Certificates	Certification Body	Description
	VDE Approvals	VDE	VDE Certificate Number: 139234
	UL Approvals	UL	UR File Number: E41599
	CCC Approvals	CCC	CCC Certificate Number: 2020970207000311


Product standards

Product standards that are referenced

Organization	Design	Standard	Description
	Designed according to	IEC 60127-2/5	Miniature fuses. Part 2. Cartridge fuse links
	Designed according to	UL 248-14	Low voltage fuses - Part 14: Supplemental fuses
	Designed according to	CSA22.2 No. 248.14	Low-Voltage Fuses - Part 14: Supplemental Fuses






Application standards

Application standards where the product can be used

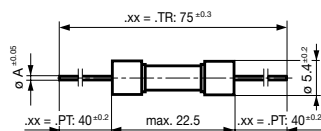
Organization	Design	Standard	Description
	Suitable for applications acc.	IEC/UL 62368-1	Audio/video, information and communication technology equipment - Part 1: Safety requirements

Compliances

The product complies with following Guide Lines

Identification	Details	Initiator	Description
	CE declaration of conformity	SCHURTER AG	The CE marking declares that the product complies with the applicable requirements laid down in the harmonisation of Community legislation on its affixing in accordance with EU Regulation 765/2008.
	UKCA declaration of conformity	SCHURTER AG	The UKCA marking declares that the product complies with the applicable requirements laid down in the British Amendment of Regulation (EC) 765/2008.
	RoHS	SCHURTER AG	Directive RoHS 2011/65/EU, Amendment (EU) 2015/863
	China RoHS	SCHURTER AG	The law SJ / T 11363-2006 (China RoHS) has been in force since 1 March 2007. It is similar to the EU directive RoHS.
	REACH	SCHURTER AG	On 1 June 2007, Regulation (EC) No 1907/2006 on the Registration, Evaluation, Authorization and Restriction of Chemicals 1 (abbreviated as "REACH") entered into force.

Dimension [mm] 



$I_n \leq 6.3 \text{ A}$:	$\varnothing A = 0.65 \text{ mm}$
$8 \text{ A} \leq I_n \leq 12.5 \text{ A}$:	$\varnothing A = 0.8 \text{ mm}$
$I_n \geq 16 \text{ A}$:	$\varnothing A = 1.0 \text{ mm}$

Pre-Arcing Time


Rated Current I_n	1.5 x I_n min.	2.1 x I_n max.	2.75 x I_n min.	2.75 x I_n max.	4.0 x I_n min.	4.0 x I_n max.	10.0 x I_n min.	10.0 x I_n max.
0.5 A - 0.8 A	60 min	30 min	250 ms	80 s	50 ms	5 s	5 ms	150 ms
1 A - 3.15 A	60 min	30 min	750 ms	80 s	95 ms	5 s	10 ms	150 ms
4 A - 6.3 A	60 min	30 min	750 ms	80 s	150 ms	5 s	10 ms	150 ms
8 A - 10 A	30 min	30 min	750 ms	80 s	150 ms	5 s	10 ms	150 ms
12.5 A - 16 A	15 min	30 min	750 ms	80 s	150 ms	5 s	20 ms	150 ms

Time-Current-Curves



All Variants

Rated Current [A]	Rated Voltage [VAC]	Rated Voltage [VDC]	Breaking Capacity	Voltage Drop 1.0 I _n max. [mV]	Voltage Drop 1.0 I _n typ. [mV]	Power Dissipation 1.5 I _n max. [mW]	Power Dissipation 1.5 I _n typ. [mW]	Melting I ² t 10.0 I _n typ. [A ² s]		Order Number
0.5	250	300	1)	850	360	1600	500	0.5	●	0001.2501.PT
0.5	250	300	1)	850	360	1600	500	0.5	●	0001.2501.TR
0.63	250	300	1)	650	330	1600	500	1.55	●	0001.2502.PT
0.63	250	300	1)	650	330	1600	500	1.55	●	0001.2502.TR
0.8	250	300	1)	500	260	1600	500	2.3	●	0001.2503.PT
0.8	250	300	1)	500	260	1600	500	2.3	●	0001.2503.TR
1	250	300	1)	350	180	2500	500	1.1	● ●	0001.2504.PT
1	250	300	1)	350	180	2500	500	1.1	● ●	0001.2504.TR
1.25	250	300	1)	300	150	2500	500	1.86	● ●	0001.2505.PT
1.25	250	300	1)	300	150	2500	500	1.86	● ●	0001.2505.TR
1.6	250	300	1)	200	130	2500	500	4.35	● ●	0001.2506.PT
1.6	250	300	1)	200	130	2500	500	4.35	● ●	0001.2506.TR
2	250	300	1)	190	120	2500	600	9.2	● ●	0001.2507.PT
2	250	300	1)	190	120	2500	600	9.2	● ●	0001.2507.TR
2.5	250	300	1)	180	100	2500	600	11.7	● ●	0001.2508.PT
2.5	250	300	1)	180	100	2500	600	11.7	● ●	0001.2508.TR
3.15	250	300	1)	140	100	4000	800	22	● ●	0001.2509.PT
3.15	250	300	1)	140	100	4000	800	22	● ●	0001.2509.TR
4	250	150	2)	100	90	4000	900	62.4	● ● ●	0001.2510.PT
4	250	150	2)	100	90	4000	900	62.4	● ● ●	0001.2510.TR
5	250	150	2)	100	90	4000	1200	97.5	● ● ●	0001.2511.PT
5	250	150	2)	100	90	4000	1200	97.5	● ● ●	0001.2511.TR
6.3	250	150	2)	100	70	4000	1200	171	● ● ●	0001.2512.PT
6.3	250	150	2)	100	70	4000	1200	171	● ● ●	0001.2512.TR
8	250	150	3)	100	70	4000	1300	268	● ● ●	0001.2513.PT
8	250	150	3)	100	70	4000	1300	268	● ● ●	0001.2513.TR
10	250	150	3)	100	70	4000	2100	400	● ● ●	0001.2514.PT
10	250	150	3)	100	70	4000	2100	400	● ● ●	0001.2514.TR

Rated Current [A]	Rated Voltage [VAC]	Rated Voltage [VDC]	Breaking Capacity	Voltage Drop 1.0 I _n max. [mV]	Voltage Drop 1.0 I _n typ. [mV]	Power Dissipation 1.5 I _n max. [mW]	Power Dissipation 1.5 I _n typ. [mW]	Melting I ² t 10.0 I _n typ. [A ² s]		Order Number
12.5	250	125	4)	100	70	4000	2500	563	●	0001.2515.PT
12.5	250	125	4)	100	70	4000	2500	563	●	0001.2515.TR
16	250	125	4)	100	70	4000	3000	1500	●	0001.2516.PT
16	250	125	4)	100	70	4000	3000	1500	●	0001.2516.TR

Availability for all products can be searched real-time: <https://www.schurter.com/en/info-center/support-tools/stock-check-distributors>

- 1) IEC: H = 1500 A @ 250 VAC, p.f. = 0.7 - 0.8
- 1) UL: 10 kA @ 125 VAC, p.f. = 0.7 - 0.8 / 1500 A @ 250 VAC, p.f. = 0.7 - 0.8 / 1500 A @ 300 VDC
- 2) IEC: H = 1500 A @ 250 VAC, p.f. = 0.7 - 0.8
- 2) UL: 10 kA @ 125 VAC, p.f. = 0.7 - 0.8 / 1500 A @ 250 VAC, p.f. = 0.7 - 0.8 / 1500 A @ 150 VDC
- 3) IEC: 1000 A @ 250 VAC
- 3) UL: 1000 A @ 250 VAC, 1500 A @ 150 VDC
- 4) IEC: 500 A @ 250 VAC
- 4) UL: 500 A @ 125 VAC, p.f. = 0.7 - 0.8 / 1000 A @ 125 VDC / 500 A @ 250 VAC / 1500 A @ 125 VDC

Packaging Unit

- .xx = .PT Bulk (1000 pcs.)
- .xx = .TR Taped 33 cm Reel (1000 pcs.)