

Subminiature Fuse, 11.5 x 5 mm, Time-Lag T



Subminiature fuse 11.5 x 5 mm, time-lag T
Short terminal
PCB



Subminiature fuse 11.5 x 5 mm, time-lag T
Terminal long
PCB

IEC 60127-4 · 250VAC · Time-Lag T

See below:

[Approvals and Compliances](#)

Description

- Subminiature fuse time-lag T

Applications

- Primary Protection on PCB
- Power Supply Adapter for e.g. laptops


References

Corresponding Fuseholder [231819](#)

Weblinks

[pdf data sheet](#), [html datasheet](#), [General Product Information](#), [Distributor-Stock-Check](#), [Detailed request for product](#)

Technical Data

Rated Voltage	250VAC
Rated current	0.2 - 10A
Breaking Capacity	50 A - 100A
Characteristic	Time-Lag T
Mounting	PCB,THT
Admissible Ambient Temp.	-40 °C to 85 °C
Climatic Category	40/085/21 acc. to IEC 60068-1
Material: Housing	Thermoplastic, UL 94V-0
Material: Terminals	Tin-Plated Copper
Unit Weight	0.72 g
Storage Conditions	0 °C to 60 °C, max. 70% r.h.
Product Marking	 Rated current, Rated Voltage, Characteristic, Breaking Capacity, Certification marks

Soldering Methods	Wave Soldering Profile
Solderability	235 °C / 2 sec acc. to IEC 60068-2-20, Test Ta, method 1
Resistance to Soldering Heat	260 °C / 5 sec acc. to IEC 60068-2-20, Test Tb, method 1A
Resistance to Vibration	acc. to IEC 60068-2-6, test Fc

Approvals and Compliances


Detailed information on product approvals, code requirements, usage instructions and detailed test conditions can be looked up in [Details about Approvals](#)

SCHURTER products are designed for use in industrial environments. They have approvals from independent testing bodies according to national and international standards. Products with specific characteristics and requirements such as required in the automotive sector according to IATF 16949, medical technology according to ISO 13485 or in the aerospace industry can be offered exclusively with customer-specific, individual agreements by SCHURTER.

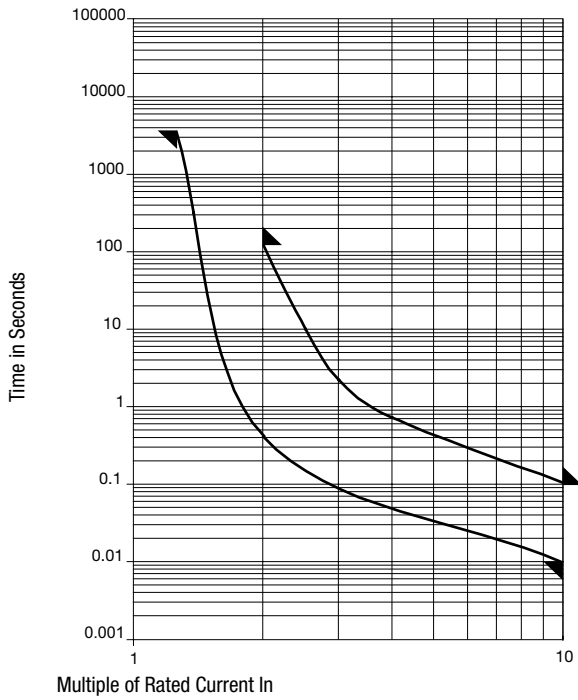
Approvals

The approval mark is used by the testing authorities to certify compliance with the safety requirements placed on electronic products.


Approval Reference Type: FRT 250T


Approval Logo	Certificates	Certification Body	Description
	UL Approvals	UL	UR File Number: E41599

Time-Current-Curves



All Variants

Rated Current [A]	Rated Voltage [VAC]	Breaking Capacity	Voltage Drop 1.0 I _n typ. [mV]	Power Dissipation 1.25 I _n typ. [mW]	Melting I ² t 10.0 I _n typ. [A ² s]		S	L	T	Order Number
0.2	250	1)	235	85	0.1	● ●				7100.1008.13
0.2	250	1)	235	85	0.1	● ●				7100.1108.13
0.2	250	1)	235	85	0.1	● ●				7100.1108.95
0.2	250	1)	235	85	0.1	● ●				7100.1108.96
0.25	250	1)	180	80	0.2	● ●				7100.1009.13
0.25	250	1)	180	80	0.2	● ●				7100.1109.13
0.25	250	1)	180	80	0.2	● ●				7100.1109.95
0.25	250	1)	180	80	0.2	● ●				7100.1109.96
0.315	250	1)	130	70	0.3	● ●				7100.1010.13
0.315	250	1)	130	70	0.3	● ●				7100.1110.13
0.315	250	1)	130	70	0.3	● ●				7100.1110.95
0.315	250	1)	130	70	0.3	● ●				7100.1110.96
0.4	250	1)	130	90	0.49	● ●				7100.1011.13
0.4	250	1)	130	90	0.49	● ●				7100.1111.13
0.4	250	1)	130	90	0.49	● ●				7100.1111.95
0.4	250	1)	130	90	0.49	● ●				7100.1111.96
0.5	250	1)	120	110	0.53	● ●				7100.1012.13
0.5	250	1)	120	110	0.53	● ●				7100.1112.13
0.5	250	1)	120	110	0.53	● ●				7100.1112.95
0.5	250	1)	120	110	0.53	● ●				7100.1112.96
0.63	250	1)	100	115	1.13	● ●				7100.1013.13
0.63	250	1)	100	115	1.13	● ●				7100.1113.13
0.63	250	1)	100	115	1.13	● ●				7100.1113.95
0.63	250	1)	100	115	1.13	● ●				7100.1113.96
0.8	250	2)	230	330	1.5	● ●				7100.1014.13
0.8	250	2)	230	330	1.5	● ●				7100.1114.13
0.8	250	2)	230	330	1.5	● ●				7100.1114.95

Rated Current [A]	Rated Voltage [VAC]	Breaking Capacity	Voltage Drop 1.0 I _n typ. [mV]	Power Dissipation 1.25 I _n typ. [mW]	Melting I ² t 10.0 I _n typ. [A ² s]		S	L	T	Order Number
0.8	250	2)	230	330	1.5	●		●		7100.1114.96
1	250	2)	155	300	1.6	●	●			7100.1015.13
1	250	2)	155	300	1.6	●		●		7100.1115.13
1	250	2)	155	300	1.6	●			●	7100.1115.95
1	250	2)	155	300	1.6	●			●	7100.1115.96
1.25	250	2)	120	270	3	●	●			7100.1016.13
1.25	250	2)	120	270	3	●		●		7100.1116.13
1.25	250	2)	120	270	3	●			●	7100.1116.95
1.25	250	2)	120	270	3	●			●	7100.1116.96
1.6	250	2)	120	375	4.9	●	●	●		7100.1017.13
1.6	250	2)	120	375	4.9	●	●		●	7100.1117.13
1.6	250	2)	120	375	4.9	●	●		●	7100.1117.95
1.6	250	2)	120	375	4.9	●	●		●	7100.1117.96
2	250	2)	105	400	7	●	●			7100.1018.13
2	250	2)	105	400	7	●		●		7100.1118.13
2	250	2)	105	400	7	●			●	7100.1118.95
2	250	2)	105	400	7	●			●	7100.1118.96
2.5	250	3)	95	420	7.3	●	●			7100.1019.13
2.5	250	3)	95	420	7.3	●		●		7100.1119.13
2.5	250	3)	95	420	7.3	●			●	7100.1119.95
2.5	250	3)	95	420	7.3	●			●	7100.1119.96
3.15	250	3)	92	520	4.7	●	●			7100.1020.13
3.15	250	3)	92	520	4.7	●		●		7100.1120.13
3.15	250	3)	92	520	4.7	●			●	7100.1120.95
3.15	250	3)	92	520	4.7	●			●	7100.1120.96
4	250	3)	90	600	25	●	●			7100.1021.13
4	250	3)	90	600	25	●		●		7100.1121.13
4	250	3)	90	600	25	●			●	7100.1121.95
4	250	3)	90	600	25	●			●	7100.1121.96
5	250	3)	92	800	32	●	●			7100.1022.13
5	250	3)	92	800	32	●		●		7100.1122.13
5	250	3)	92	800	32	●			●	7100.1122.95
5	250	3)	92	800	32	●			●	7100.1122.96
6.3	250	4)	93	680	53	●	●			7100.1023.13
6.3	250	4)	93	680	53	●		●		7100.1123.13
6.3	250	4)	93	680	53	●			●	7100.1123.95
6.3	250	4)	93	680	53	●			●	7100.1123.96
8	250	4)	65	500	87	●	●			7100.1024.13
8	250	4)	65	500	87	●		●		7100.1124.13
8	250	4)	65	500	87	●			●	7100.1124.95
8	250	4)	65	500	87	●			●	7100.1124.96
10	250	4)	63	900	160	●	●			7100.1025.13
10	250	4)	63	900	160	●		●		7100.1125.13
10	250	4)	63	900	160	●			●	7100.1125.95
10	250	4)	63	900	160	●			●	7100.1125.96

Availability for all products can be searched real-time: <https://www.schurter.com/en/info-center/support-tools/stock-check-distributors>

- 1) UL : 35 A @ 250 VAC, cos φ = 0.99 - 1; 10 kA @ 125 VAC, cos φ = 0.7 - 0.8; 35 A @ 250 VDC, tau < 1 ms
- 2) UL: 50 A @ 250 VAC, cos φ = 0.99 - 1; 10 kA @ 125 VAC, cos φ = 0.7 - 0.8; 50 A @ 250 VDC, tau < 1 ms
- 3) UL: 50 A @ 250 VAC, cos φ = 0.99 - 1
- 4) UL: 63 A @ 250 VAC, cos φ = 0.99 - 1

Packaging Unit

.xx = .13 / S = Short Terminals Plastic Bag (100 pcs.)
.xx = .13 / L = Long Terminals Plastic Bag (100 pcs.)
.xx = .95 / T = Reeled Taped 36 cm Reel (500 pcs.)
.xx = .96 / T = Reeled Taped 36 cm Reel (1000 pcs.)
