

Miniature Fuse, 5 x 20 mm, Quick-Acting F, cULus, 250 VAC



UL 248-14 · 250 VAC · Quick-Acting F

See below:

[Approvals and Compliances](#)**Description**

- UL Standard Fuse
- Low Breaking Capacity


**References**

Pigtail Type [FSK 5x20 Pigtail](#)  
 Last order date: 30.03.2025  
 Last delivery date: 30.06.2025

**Weblinks**

[pdf data sheet](#), [html datasheet](#), [General Product Information](#), [Distributor-Stock-Check](#), [Detailed request for product](#)

**Technical Data**

Rated Voltage	250VAC
Rated current	0.05 - 6.3A
Breaking Capacity	32A - 10kA
Characteristic	Quick-Acting F
Mounting	Fuseholder / Clip
Admissible Ambient Temp.	-40 °C to 85 °C
Climatic Category	40/085/21 acc. to IEC 60068-1
Material: Tube	Glass
Material: Endcaps	Nickel-Plated Copper Alloy
Unit Weight	1 g
Storage Conditions	0 °C to 60 °C, max. 70% r.h.
Product Marking	 Type, Rated current, Rated Voltage, Certification marks

**Approvals and Compliances**

Detailed information on product approvals, code requirements, usage instructions and detailed test conditions can be looked up in [Details about Approvals](#)

SCHURTER products are designed for use in industrial environments. They have approvals from independent testing bodies according to national and international standards. Products with specific characteristics and requirements such as required in the automotive sector according to IATF 16949, medical technology according to ISO 13485 or in the aerospace industry can be offered exclusively with customer-specific, individual agreements by SCHURTER.

**Approvals**



The approval mark is used by the testing authorities to certify compliance with the safety requirements placed on electronic products.

Approval Reference Type: FSK 5x20

Approval Logo	Certificates	Certification Body	Description
	<a href="#">UL Approvals</a>	UL	UL File Number:


**Product standards**

Product standards that are referenced

Organization	Design	Standard	Description
	Designed according to	UL 248-14	Low voltage fuses - Part 14: Supplemental fuses
	Designed according to	CSA22.2 No. 248.14	Low-Voltage Fuses - Part 14: Supplemental Fuses






## Application standards

Application standards where the product can be used

Organization	Design	Standard	Description
	Suitable for applications acc.	IEC/UL 62368-1	Audio/video, information and communication technology equipment - Part 1: Safety requirements

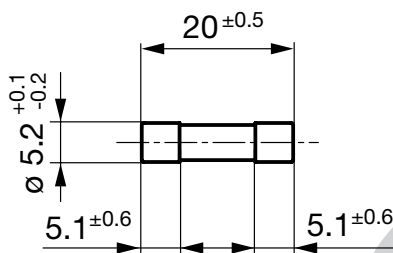
## Compliances

The product complies with following Guide Lines

Identification	Details	Initiator	Description
	<a href="#">CE declaration of conformity</a>	SCHURTER AG	The CE marking declares that the product complies with the applicable requirements laid down in the harmonisation of Community legislation on its affixing in accordance with EU Regulation 765/2008.
	<a href="#">UKCA declaration of conformity</a>	SCHURTER AG	The UKCA marking declares that the product complies with the applicable requirements laid down in the British Amendment of Regulation (EC) 765/2008.
	RoHS	SCHURTER AG	Directive RoHS 2011/65/EU, Amendment (EU) 2015/863
	China RoHS	SCHURTER AG	The law SJ / T 11363-2006 (China RoHS) has been in force since 1 March 2007. It is similar to the EU directive RoHS.
	REACH	SCHURTER AG	On 1 June 2007, Regulation (EC) No 1907/2006 on the Registration, Evaluation, Authorization and Restriction of Chemicals 1 (abbreviated as "REACH") entered into force.

## Dimension [mm]

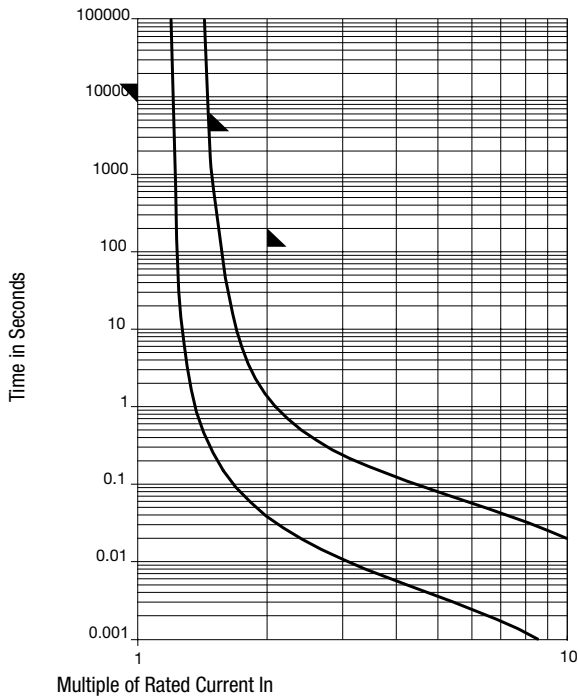
20 mm




## Pre-Arcing Time


Rated Current $I_n$	1.1 x $I_n$ min.	1.35 x $I_n$ max.	2.0 x $I_n$ max.
0.05 A - 6.3 A	4 h	60 min	120 s

Time-Current-Curves



All Variants

Rated Current [A]	Rated Voltage [VAC]	Breaking Capacity	Voltage Drop 1.0 I <sub>n</sub> typ. [mV]	Power Dissipation 1.0 I <sub>n</sub> typ. [mW]	Melting Pt 10.0 I <sub>n</sub> typ. [A <sup>2</sup> s] 	Order Number
0.05	250	1)	13000	650	0.00078	● 0034.3851
0.063	250	1)	6600	416	0.0014	● 0034.3852
0.08	250	1)	2900	232	0.00077	● 0034.3853
0.1	250	1)	4500	450	0.0015	● 0034.3854
0.125	250	1)	3700	463	0.031	● 0034.3855
0.15	250	1)	2900	435	0.034	● 0034.3856
0.18	250	1)	2100	378	0.033	● 0034.3858
0.2	250	1)	2300	460	0.043	● 0034.3859
0.25	250	1)	2100	525	0.08	● 0034.3860
0.3	250	1)	1200	360	0.07	● 0034.3861
0.315	250	1)	1700	536	0.084	● 0034.3862
0.4	250	1)	370	148	0.03	● 0034.3864
0.45	250	1)	240	108	0.058	● 0034.3865
0.5	250	1)	280	140	0.072	● 0034.3866
0.63	250	1)	260	164	0.1	● 0034.3867
0.7	250	1)	270	189	0.28	● 0034.3869
0.75	250	1)	230	173	0.31	● 0034.3870
0.8	250	1)	240	192	0.4	● 0034.3871
1	250	1)	230	230	0.68	● 0034.3872
1.2	250	2)	160	192	0.98	● 0034.3873
1.25	250	2)	160	200	0.97	● 0034.3874
1.5	250	2)	160	240	1.59	● 0034.3875
1.6	250	2)	140	224	1.52	● 0034.3876
2	250	2)	200	400	2.93	● 0034.3877
2.5	250	2)	140	350	4.6	● 0034.3879
3	250	2)	120	360	6.8	● 0034.3880
3.15	250	2)	130	410	9.72	● 0034.3881
3.5	250	2)	130	455	9.75	● 0034.3882

Rated Current [A]	Rated Voltage [VAC]	Breaking Capacity	Voltage Drop 1.0 I <sub>n</sub> typ. [mV]	Power Dissipation 1.0 I <sub>n</sub> typ. [mW]	Melting I <sup>2</sup> t 10.0 I <sub>n</sub> typ. [A <sup>2</sup> s]		Order Number
4	250	3)	120	480	13.31	●	0034.3883
5	250	3)	140	700	21.4	●	0034.3884
6.3	250	3)	120	756	40.8	●	0034.3885

Availability for all products can be searched real-time: <https://www.schurter.com/en/info-center/support-tools/stock-check-distributors>

- 1) 10 kA @ 125 VAC , p.f. = 0.7 - 0.8 / 35 A @ 250 VAC , p.f. = 0.7 - 0.8
- 2) 10 kA @ 125 VAC , p.f. = 0.7 - 0.8 / 100 A @ 250 VAC , p.f. = 0.7 - 0.8
- 3) 10 kA @ 125 VAC , p.f. = 0.7 - 0.8 / 200 A @ 250 VAC , p.f. = 0.7 - 0.8

<b>Packaging Unit</b>	xxxx.xxxx	Small Box Pack (10 pcs.)
	xxxx.xxxx.G	Bulk 128 x 91 x 60 mm (1000 pcs.)

PHASE-OUT

21.11.2024

The specifications, descriptions and illustrations indicated in this document are based on current information. All content is subject to modifications and amendments. Information furnished is believed to be accurate and reliable. However, users should independently evaluate the suitability and test each product selected for their own applications.