

Fusedrawer for Fuse Links 5x20 mm resp. 6.3x32 mm



Fuse drawer "Fingergrip" with voltage selector
 (Fuse links not enclosed)

Fuse drawer "Extrasafe" without voltage selector
 (Fuse links not enclosed)

Description

- Component :
- Snap-in , Rear Mounting
- 2 Functions :
- Fuseholder for Fuse-links 5x20 mm or 6.3x32 mm , Voltage selector insert
- Approved together with power entry module

Characteristics

- Fuse drawer not enclosed, it must be ordered separately (see required accessories)
- Suitable for use in equipment according to IEC/UL 62368-1

Other versions on request

- Fuse drawer with other voltage values

References

Fits to type: [CD](#); [CD-Bowdencable](#); [KD](#); [KD-Bowdencable](#); [KEC](#); [KFC](#)

Weblinks

[pdf data sheet](#), [html datasheet](#), [General Product Information](#), [Approvals](#), [Distributor-Stock-Check](#), [Accessories](#), [Detailed request for product](#)

Detailed information on product approvals, code requirements, usage instructions and detailed test conditions can be looked up in [Details about Approvals](#)

SCHURTER products are designed for use in industrial environments. They have approvals from independent testing bodies according to national and international standards. Products with specific characteristics and requirements such as required in the automotive sector according to IATF 16949, medical technology according to ISO 13485 or in the aerospace industry can be offered exclusively with customer-specific, individual agreements by SCHURTER.





Application standards

Application standards where the product can be used

Organization	Design	Standard	Description
	Suitable for applications acc.	IEC/UL 62368-1	Audio/video, information and communication technology equipment - Part 1: Safety requirements
	Suitable for applications acc.	IEC 60601-1	Medical electrical equipment - Part 1: General requirements for basic safety and essential performance
	Suitable for applications acc.	IEC 60335-1	Safety of electrical appliances for household and similar purposes. Meets the requirements for appliances in unattended use. This includes the enhanced requirements of glow wire tests acc. to IEC 60695-2-11 or -12 & -13.

Compliances

The product complies with following Guide Lines

Identification	Details	Initiator	Description
	RoHS	SCHURTER AG	Directive RoHS 2011/65/EU, Amendment (EU) 2015/863
	China RoHS	SCHURTER AG	The law SJ / T 11363-2006 (China RoHS) has been in force since 1 March 2007. It is similar to the EU directive RoHS.
	White Paper Glow wire test	SCHURTER AG	Meets the requirements of IEC 60335-1 for appliances in unattended use. This includes the enhanced requirements of glow wire tests acc. to IEC 60695-2-11 or -12 & -13.
	Medical Equipment	SCHURTER AG	Suitable for use in medical equipment according to IEC/UL 60601-1 (1 MOOP, 1 MOPP)

Voltage Selector Inserts

yy	KEC KD	Marking on Voltage Selector Insert / Terminal No.			
		1 3	2 4	3 5	4 6
4303.2014.00		-	-	-	-
4303.2014.01		100	120	220	240
4303.2014.02		110	150	220	-
4303.2014.03		110	-	220	-
4303.2014.04		110	220	240	-
4303.2014.05		115	-	230	-
4303.2014.06		117	220	240	-
4303.2014.08		110 V	-	220 V	-
4303.2014.09		220	-	240	-
4303.2014.11		110	120	220	240
4303.2014.12		115	230	240	-
4303.2014.13		100	110	220	240
4303.2014.14		100	117	220	240
4303.2014.15		100	115	230	-
4303.2014.16		100	120	230	240
4303.2014.17		115	120	230	240
4303.2014.19		220	120	240	230
4303.2014.20		100	120	230	-
4303.2014.21		100	-	220	-
4303.2014.22		100	120	220	230
4303.2014.24		200	220	240	-
4303.2014.27		115	200	230	-
4303.2014.32		100	110	230	240
4303.2014.34		110	115	230	240
4303.2014.35		100	115	230	240
4303.2014.36		100	110	200	230
4303.2014.42		100	115	120	230
4303.2014.46		100	120	200	230
4303.2024.00		-	-	-	-
4303.2024.01		100	120	220	240
4303.2024.02		110	150	220	-
4303.2024.03		110	-	220	-
4303.2024.04		110	220	240	-
4303.2024.05		115	-	230	-
4303.2024.06		117	220	240	-
4303.2024.08		110 V	-	220 V	-
4303.2024.09		220	-	240	-
4303.2024.10		115	220	240	-
4303.2024.11		110	120	220	240
4303.2024.12		115	230	240	-
4303.2024.15		100	115	230	-
4303.2024.16		100	120	230	240
4303.2024.17		115	120	230	240
4303.2024.18		115	-	240	-
4303.2024.19		220	120	240	230
4303.2024.20		100	120	230	-
4303.2024.22		100	120	220	230
4303.2024.25		120	-	230	-
4303.2024.28		-	230	240	-
4303.2024.30		117	220	240	100
4303.2024.31		117	220	240	100
4303.2024.35		100	115	230	240
4303.2024.40		100	110	127	230
4303.2024.44		100	115	127	230

yy	KEC KD	Marking on Voltage Selector Insert / Terminal No.			
		1 3	2 4	3 5	4 6
4303.2024.45		100	115	230	127
4303.2024.46		100	120	200	230
4303.2036.01		100	120	220	240
4303.2036.01.1		100	120	220	240
4303.2036.03		110	-	220	-
4303.2036.04		110	220	240	-
4303.2036.05		115	-	230	-
4303.2036.11		110	120	220	240
4303.2036.23		100	110	120	-
4303.2037.01		100	120	220	240
4303.2037.03		110	-	220	-
4303.2037.10		115	220	240	-
4303.2037.13		100	110	220	240
4303.2114.01		100	120	220	240
4303.2114.02		110	150	220	-
4303.2114.03		110	-	220	-
4303.2114.04		110	220	240	-
4303.2114.05		115	-	230	-
4303.2114.08		110 V	-	220 V	-
4303.2114.09		220	-	240	-
4303.2114.11		110	120	220	240
4303.2114.12		115	230	240	-
4303.2114.13		100	110	220	240
4303.2114.15		100	115	230	-
4303.2114.17		115	120	230	240
4303.2114.20		100	120	230	-
4303.2114.22		100	120	220	230
4303.2114.29		100	117	125	-
4303.2114.43		115	-	230	-
4303.2114.48		100	120	208	230
4303.2124.00		-	-	-	-
4303.2124.01		100	120	220	240
4303.2124.02		110	150	220	-
4303.2124.03		110	-	220	-
4303.2124.04		110	220	240	-
4303.2124.05		115	-	230	-
4303.2124.12		115	230	240	-
4303.2124.15		100	115	230	-
4303.2124.16		100	120	230	240
4303.2124.19		220	120	240	230
4303.2124.22		100	120	220	230
4303.2124.23		100	110	120	-
4303.2124.37		115	230	240	100
4303.2124.39		220	230	240	-
4303.2401		-	-	-	-
4303.2403		-	-	-	-
4303.2406		-	-	-	-
4303.2408		-	-	-	-
4303.2411		-	-	-	-
4303.2413		-	-	-	-
4303.2416		-	-	-	-
4303.2514.01		100	120	220	240
4303.2514.02		110	150	220	-
4303.2514.03		110	-	220	-

yy	KEC KD	Marking on Voltage Selector Insert / Terminal No.			
		1 3	2 4	3 5	4 6
4303.2514.05		115	-	230	-
4303.2514.08		110 V	-	220 V	-
4303.2514.15		100	115	230	-
4303.2514.16		100	120	230	240
4303.2514.17		115	120	230	240
4303.2514.18		115	-	240	-
4303.2514.23		100	110	120	-
4303.2514.38		110	230	220	240
4303.2524.01		100	120	220	240
4303.2524.04		110	220	240	-
4303.2524.05		115	-	230	-
4303.2524.16		100	120	230	240
4303.2524.20		100	120	230	-
4303.2524.23		100	110	120	-
4303.2524.25		120	-	230	-
4303.2536.46		100	120	200	230
4303.2537.46		100	120	200	230
4303.2614.01		100	120	220	240
4303.2614.02		110	150	220	-
4303.2614.03		110	-	220	-
4303.2614.04		110	220	240	-
4303.2614.09		220	-	240	-
4303.2614.15		100	115	230	-
4303.2614.23		100	110	120	-
4303.2614.28		-	230	240	-
4303.2624.01		100	120	220	240
4303.2624.03		110	-	220	-
4303.2624.04		110	220	240	-
4303.2624.22		100	120	220	230
4303.2714.08		110 V	-	220 V	-
4303.2737.01		100	120	220	240
4303.2737.05		115	-	230	-
4303.2737.06		117	220	240	-
4303.2901		-	-	-	-
4303.2903		-	-	-	-
4303.2906		-	-	-	-
4303.2908		-	-	-	-
4303.2911		-	-	-	-
4303.2913		-	-	-	-

Index "yy" matches the last two characters of the Order Number within the Variants

All Variants

Mounting	Fuse-Link	Fuseholder	Comment	Order Number
Fingergrip	5 x 20	1-pole	-	4303.2114.01
Fingergrip	5 x 20	1-pole	-	4303.2114.02
Fingergrip	5 x 20	1-pole	-	4303.2114.03
Fingergrip	5 x 20	1-pole	-	4303.2114.04
Fingergrip	5 x 20	1-pole	-	4303.2114.05
Fingergrip	5 x 20	1-pole	-	4303.2114.08
Fingergrip	5 x 20	1-pole	-	4303.2114.09
Fingergrip	5 x 20	1-pole	-	4303.2114.11
Fingergrip	5 x 20	1-pole	-	4303.2114.12
Fingergrip	5 x 20	1-pole	-	4303.2114.15

Mounting	Fuse-Link	Fuseholder	Comment	Order Number
Fingergrip	5 x 20	1-pole	-	4303.2114.17
Fingergrip	5 x 20	1-pole	-	4303.2114.20
Fingergrip	5 x 20	1-pole	-	4303.2114.22
Fingergrip	5 x 20	1-pole	-	4303.2114.29
Fingergrip	5 x 20	1-pole	-	4303.2114.43
Fingergrip	5 x 20	1-pole	-	4303.2114.48
Extra-Safe	5 x 20	1-pole	-	4303.2124.00
Extra-Safe	5 x 20	1-pole	-	4303.2124.01
Extra-Safe	5 x 20	1-pole	-	4303.2124.03
Extra-Safe	5 x 20	1-pole	-	4303.2124.04
Extra-Safe	5 x 20	1-pole	-	4303.2124.05
Extra-Safe	5 x 20	1-pole	-	4303.2124.12
Extra-Safe	5 x 20	1-pole	-	4303.2124.15
Extra-Safe	5 x 20	1-pole	-	4303.2124.19
Extra-Safe	5 x 20	1-pole	-	4303.2124.22
Extra-Safe	5 x 20	1-pole	-	4303.2124.23
Extra-Safe	5 x 20	1-pole	-	4303.2124.37
Extra-Safe	5 x 20	1-pole	-	4303.2124.39
Fingergrip	5 x 20	1-pole	-	4303.2406
Extra-Safe	5 x 20	1-pole	-	4303.2408
Fingergrip	5 x 20	1-pole	spare fuse case	4303.2416
Fingergrip	5 x 20	2-pole	-	4303.2014.00
Fingergrip	5 x 20	2-pole	-	4303.2014.01
Fingergrip	5 x 20	2-pole	-	4303.2014.02
Fingergrip	5 x 20	2-pole	-	4303.2014.03
Fingergrip	5 x 20	2-pole	-	4303.2014.04
Fingergrip	5 x 20	2-pole	-	4303.2014.05
Fingergrip	5 x 20	2-pole	-	4303.2014.06
Fingergrip	5 x 20	2-pole	-	4303.2014.08
Fingergrip	5 x 20	2-pole	-	4303.2014.09
Fingergrip	5 x 20	2-pole	-	4303.2014.11
Fingergrip	5 x 20	2-pole	-	4303.2014.12
Fingergrip	5 x 20	2-pole	-	4303.2014.13
Fingergrip	5 x 20	2-pole	-	4303.2014.15
Fingergrip	5 x 20	2-pole	-	4303.2014.16
Fingergrip	5 x 20	2-pole	-	4303.2014.17
Fingergrip	5 x 20	2-pole	-	4303.2014.19
Fingergrip	5 x 20	2-pole	-	4303.2014.20
Fingergrip	5 x 20	2-pole	-	4303.2014.21
Fingergrip	5 x 20	2-pole	-	4303.2014.22
Fingergrip	5 x 20	2-pole	-	4303.2014.24
Fingergrip	5 x 20	2-pole	-	4303.2014.27
Fingergrip	5 x 20	2-pole	-	4303.2014.34
Fingergrip	5 x 20	2-pole	-	4303.2014.35
Fingergrip	5 x 20	2-pole	-	4303.2014.36
Fingergrip	5 x 20	2-pole	-	4303.2014.42
Extra-Safe	5 x 20	2-pole	-	4303.2024.00
Extra-Safe	5 x 20	2-pole	-	4303.2024.01
Extra-Safe	5 x 20	2-pole	-	4303.2024.02
Extra-Safe	5 x 20	2-pole	-	4303.2024.03
Extra-Safe	5 x 20	2-pole	-	4303.2024.04
Extra-Safe	5 x 20	2-pole	-	4303.2024.05
Extra-Safe	5 x 20	2-pole	-	4303.2024.06
Extra-Safe	5 x 20	2-pole	-	4303.2024.08
Extra-Safe	5 x 20	2-pole	-	4303.2024.09

Mounting	Fuse-Link	Fuseholder	Comment	Order Number
Extra-Safe	5 x 20	2-pole	-	4303.2024.10
Extra-Safe	5 x 20	2-pole	-	4303.2024.11
Extra-Safe	5 x 20	2-pole	-	4303.2024.12
Extra-Safe	5 x 20	2-pole	-	4303.2024.15
Extra-Safe	5 x 20	2-pole	-	4303.2024.16
Extra-Safe	5 x 20	2-pole	-	4303.2024.17
Extra-Safe	5 x 20	2-pole	-	4303.2024.18
Extra-Safe	5 x 20	2-pole	-	4303.2024.19
Extra-Safe	5 x 20	2-pole	-	4303.2024.20
Extra-Safe	5 x 20	2-pole	-	4303.2024.22
Extra-Safe	5 x 20	2-pole	-	4303.2024.25
Extra-Safe	5 x 20	2-pole	-	4303.2024.28
Extra-Safe	5 x 20	2-pole	-	4303.2024.30
Extra-Safe	5 x 20	2-pole	-	4303.2024.35
Extra-Safe	5 x 20	2-pole	-	4303.2024.40
Extra-Safe	5 x 20	2-pole	-	4303.2024.44
Extra-Safe	5 x 20	2-pole	-	4303.2024.45
Extra-Safe	5 x 20	2-pole	-	4303.2024.46
Fingergrip	5 x 20	2-pole	-	4303.2401
Extra-Safe	5 x 20	2-pole	-	4303.2403
Fingergrip	5 x 20	2-pole	shorting bar on the neutral side	4303.2036.01
Fingergrip	5 x 20	2-pole	shorting bar on the neutral side	4303.2036.01.1
Fingergrip	5 x 20	2-pole	shorting bar on the neutral side	4303.2036.03
Fingergrip	5 x 20	2-pole	shorting bar on the neutral side	4303.2036.04
Fingergrip	5 x 20	2-pole	shorting bar on the neutral side	4303.2036.05
Fingergrip	5 x 20	2-pole	shorting bar on the neutral side	4303.2036.11
Fingergrip	5 x 20	2-pole	shorting bar on the neutral side	4303.2036.23
Extra-Safe	5 x 20	2-pole	shorting bar on the neutral side	4303.2037.01
Extra-Safe	5 x 20	2-pole	shorting bar on the neutral side	4303.2037.03
Extra-Safe	5 x 20	2-pole	shorting bar on the neutral side	4303.2037.10
Extra-Safe	5 x 20	2-pole	shorting bar on the neutral side	4303.2037.13
Fingergrip	5 x 20	2-pole	shorting bar on the neutral side	4303.2411
Extra-Safe	5 x 20	2-pole	shorting bar on the neutral side	4303.2413
Fingergrip	6.3 x 32	1-pole	-	4303.2614.01
Fingergrip	6.3 x 32	1-pole	-	4303.2614.02
Fingergrip	6.3 x 32	1-pole	-	4303.2614.03
Fingergrip	6.3 x 32	1-pole	-	4303.2614.04
Fingergrip	6.3 x 32	1-pole	-	4303.2614.09
Fingergrip	6.3 x 32	1-pole	-	4303.2614.23
Fingergrip	6.3 x 32	1-pole	-	4303.2614.28
Extra-Safe	6.3 x 32	1-pole	-	4303.2624.01
Extra-Safe	6.3 x 32	1-pole	-	4303.2624.03
Extra-Safe	6.3 x 32	1-pole	-	4303.2624.04
Extra-Safe	6.3 x 32	1-pole	-	4303.2624.22
Fingergrip	6.3 x 32	1-pole	-	4303.2906
Extra-Safe	6.3 x 32	1-pole	-	4303.2908
Fingergrip	6.3 x 32	2-pole	-	4303.2514.01
Fingergrip	6.3 x 32	2-pole	-	4303.2514.02
Fingergrip	6.3 x 32	2-pole	-	4303.2514.03
Fingergrip	6.3 x 32	2-pole	-	4303.2514.05
Fingergrip	6.3 x 32	2-pole	-	4303.2514.08
Fingergrip	6.3 x 32	2-pole	-	4303.2514.15
Fingergrip	6.3 x 32	2-pole	-	4303.2514.16
Fingergrip	6.3 x 32	2-pole	-	4303.2514.17
Fingergrip	6.3 x 32	2-pole	-	4303.2514.18

Mounting	Fuse-Link	Fuseholder	Comment	Order Number
Fingergrip	6.3 x 32	2-pole	-	4303.2514.23
Fingergrip	6.3 x 32	2-pole	-	4303.2514.38
Extra-Safe	6.3 x 32	2-pole	-	4303.2524.01
Extra-Safe	6.3 x 32	2-pole	-	4303.2524.04
Extra-Safe	6.3 x 32	2-pole	-	4303.2524.05
Extra-Safe	6.3 x 32	2-pole	-	4303.2524.16
Extra-Safe	6.3 x 32	2-pole	-	4303.2524.20
Extra-Safe	6.3 x 32	2-pole	-	4303.2524.23
Fingergrip	6.3 x 32	2-pole	-	4303.2901
Extra-Safe	6.3 x 32	2-pole	-	4303.2903
Fingergrip	6.3 x 32	2-pole	shorting bar on the neutral side	4303.2536.46
Extra-Safe	6.3 x 32	2-pole	shorting bar on the neutral side	4303.2537.46
Fingergrip	6.3 x 32	2-pole	shorting bar on the neutral side	4303.2911
Extra-Safe	6.3 x 32	2-pole	shorting bar on the neutral side	4303.2913

Most Popular.

Availability for all products can be searched real-time: <https://www.schurter.com/en/info-center/support-tools/stock-check-distributors>

"yy" see Voltage Selector Inserts Table

(Packaging unit for article 4303.2401 and 4303.2403 = 50pcs.)

Packaging unit	10 Pcs
-----------------------	--------