

Fuse NH-DIN2-DIN2C 500V (gG)



DIN 2 C 1301.0327



DIN 2 1301.0313

See below:
[Approvals and Compliances](#)

Description

- According to IEC 269
- According VDE 0636
- Selectivity 1:1.6
- Removal tags energized

Unique Selling Proposition

- Characteristic gG
- Full-range fuse-links for general applications

Weblinks

[pdf data sheet](#), [html datasheet](#), [Detailed request for product](#)

Technical Data

Rated Current In	40- 400A
Rated Voltage	500VAC
Breaking Capacity	120kA
Rated Power Operating Frequency fe	50Hz

Contact blade	Full contact blades, Cu silvered
Characteristic resistance	even with alternating load; nonaging to VDE 0636
Indicator	Combi indicator

Basic Design

Insulator	Ceramics
Metal components	corrosion-resistant (rustproof)

Power Dissipation (Watt) operating temperature max.

The power dissipation is the so called power loss at rated current load and operation temperature acc. VDE 0636 . It is to be measured in Watt at AC condition. The voltage tap is to be assured that the power dissipation of the blade contacts are included. This means the measure contact need to be applied at the ends of the blade contacts. The standard VDE 0636 part 1 and 2 requires that following maximal permissible power losses are not exceeded.

Approvals and Compliances

Detailed information on product approvals, code requirements, usage instructions and detailed test conditions can be looked up in [Details about Approvals](#)

Approvals

The approval mark is used by the testing authorities to certify compliance with the safety requirements placed on electronic products.

Approval Reference Type:

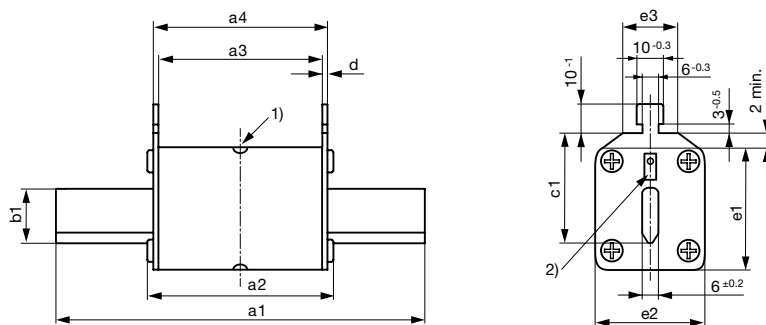
Approval Logo	Certificates	Certification Body	Description
	VDE Approvals	VDE	VDE Certificate Number: 40052743

Compliances

The product complies with following Guide Lines

Identification	Details	Initiator	Description
	REACH	SCHURTER AG	On 1 June 2007, Regulation (EC) No 1907/2006 on the Registration, Evaluation, Authorization and Restriction of Chemicals 1 (abbreviated as "REACH") entered into force.

Dimensions [mm]

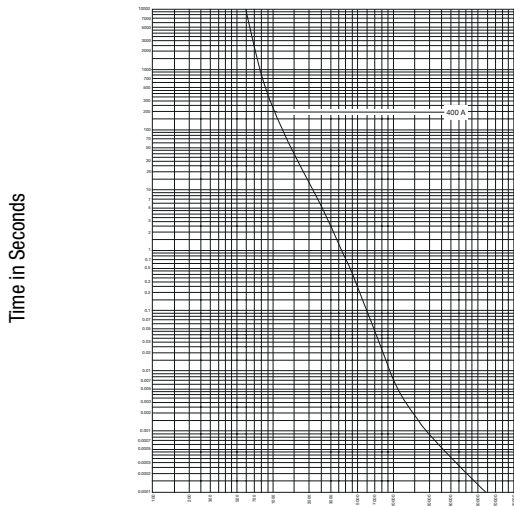


DIN	a1	a2	a3	a4	b1	c1	d	e1	e2	e3
2	150 ±2,5	75 -10	62 ±2,5	68 ±2,5	25 +0,2	48 ±0,8	2,5 +1,5/-0,5	59	50 ±0,70	20 +5/-2
2C	150 ±2,5	75 -10	62 ±2,5	68 ±2,5	20 +0,2	48 ±0,8	2,5 +1,5/-0,5	49	40 ±0,65	20 +5/-2

- 1) Centre indicator
- 2) Flat indicator

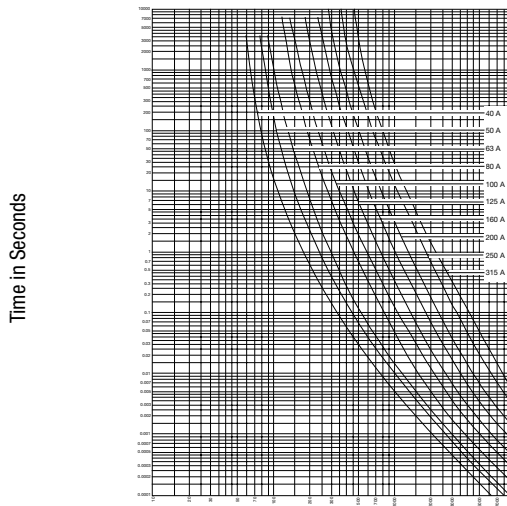
Time-Current-Curves

DIN2 400 A, 500V



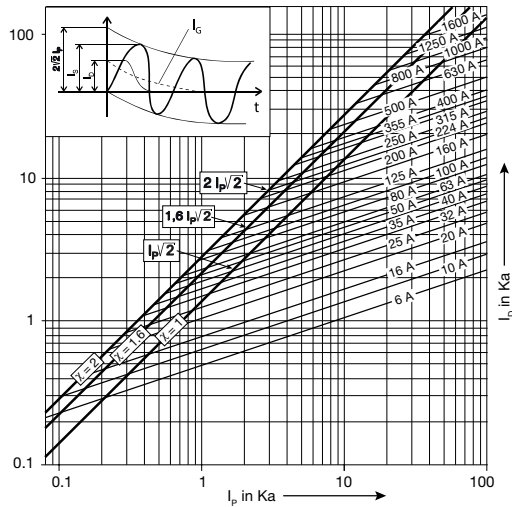
Effective value of the melting current (A) + - 8%

DIN2 40 - 315 A, 500V



Effective value of the melting current (A) + - 8%

Current limiting diagram



The prospective short circuit current is the value of the current, that would flow if there was no protection in the circuit.

- ID Let-through current
- IG Value of DC component
- IP Prospective short-circuit current
- IS Short-circuit peak current
- X Factor ($X=2$ für $\cos\phi=0$, $X=1$ für $\cos\phi=1$)

All Variants

Rated current [A]	Style [Compact]	Power Loss [W]	Order Number	E-No.
40	C	3.7	1301.0321	840502149
50	C	4.1	1301.0322	840502159
63	C	6.8	1301.0323	840502179
80	C	8.3	1301.0324	840502199
100	C	10.7	1301.0325	840502209
125	C	12.2	1301.0326	840502219
160	C	15.0	1301.0327	840502239
200	C	18.5	1301.0328	840502249
250	C	20.6	1301.0330	840502269
315	-	25.0	1301.0311	840102289
400	-	32	1301.0313	840102309

Most Popular.

Availability for all products can be searched real-time: <https://www.schurter.com/en/Stock-Check/Stock-Check-SCHURTER>

Packaging unit

3 Pcs