

Axial Lead Fuse, 6.3x32 mm, low resistance, up to 30 A



UL 248-14 · 250 V · Time-Lag T

See below:

[Approvals and Compliances](#)

### Description

- Up to 30 A, low resistance
- Ceramic Tube


### Applications

- Single-phase high current applications up to 30 A

### Weblinks

[pdf data sheet](#), [html datasheet](#), [General Product Information](#), [Distributor-Stock-Check](#), [Detailed request for product](#)

### Technical Data

Rated Voltage	250V
Rated current	12 - 30A
Breaking Capacity	500A
Characteristic	Time-Lag T
Admissible Ambient Temp.	-40°C to 85°C
Climatic Category	40/085/21 acc. to IEC 60068-1
Material: Tube	Ceramics
Material: Endcaps	Nickel-Plated Brass
Material: Axial Leads	Tin-Plated Copper
Material: Filler	Sand
Unit Weight	3.9 g
Storage Conditions	0°C to 60°C, max. 70% r.h.
Product Marking	 , Type, Rated current, Rated Voltage, Certification marks

Soldering Methods	Wave <a href="#">Soldering Profile</a>
Solderability	235 °C / 2 sec acc. to IEC 60068-2-20, Test Ta, method 1
Resistance to Soldering Heat	260 °C / 5 sec acc. to IEC 60068-2-20, Test Tb, method 1A

### Approvals and Compliances


Detailed information on product approvals, code requirements, usage instructions and detailed test conditions can be looked up in [Details about Approvals](#)

SCHURTER products are designed for use in industrial environments. They have approvals from independent testing bodies according to national and international standards. Products with specific characteristics and requirements such as required in the automotive sector according to IATF 16949, medical technology according to ISO 13485 or in the aerospace industry can be offered exclusively with customer-specific, individual agreements by SCHURTER.

### Approvals



The approval mark is used by the testing authorities to certify compliance with the safety requirements placed on electronic products.

Approval Reference Type: SUT 6.3x32 Pigtail

Approval Logo	Certificates	Certification Body	Description
	<a href="#">UL Approvals</a>	UL	UR File Number: E184831


### Product standards

Product standards that are referenced

Organization	Design	Standard	Description
	Designed according to	UL 248-14	Low voltage fuses - Part 14: Supplemental fuses
	Designed according to	CSA22.2 No. 248.14	Low-Voltage Fuses - Part 14: Supplemental Fuses






## Application standards

Application standards where the product can be used


Organization	Design	Standard	Description
	Suitable for applications acc.	IEC/UL 62368-1	Audio/video, information and communication technology equipment - Part 1: Safety requirements

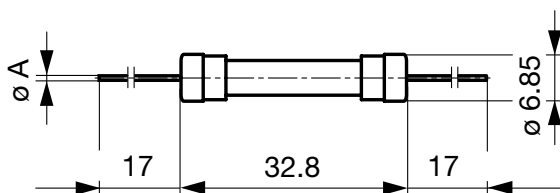
## Compliances

The product complies with following Guide Lines

Identification	Details	Initiator	Description
	<a href="#">CE declaration of conformity</a>	SCHURTER AG	The CE marking declares that the product complies with the applicable requirements laid down in the harmonisation of Community legislation on its affixing in accordance with EU Regulation 765/2008.
	<a href="#">UKCA declaration of conformity</a>	SCHURTER AG	The UKCA marking declares that the product complies with the applicable requirements laid down in the British Amendment of Regulation (EC) 765/2008.
	RoHS	SCHURTER AG	Directive RoHS 2011/65/EU, Amendment (EU) 2015/863
	China RoHS	SCHURTER AG	The law SJ / T 11363-2006 (China RoHS) has been in force since 1 March 2007. It is similar to the EU directive RoHS.
	REACH	SCHURTER AG	On 1 June 2007, Regulation (EC) No 1907/2006 on the Registration, Evaluation, Authorization and Restriction of Chemicals 1 (abbreviated as "REACH") entered into force.

## Dimension [mm]

 6.3 mm

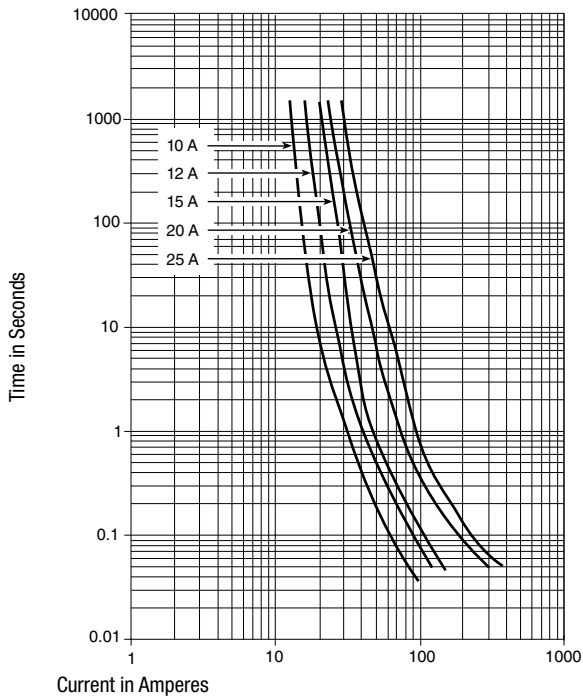


$I_n \leq 30 A$ : ØA = 1.0 mm  
 $I_n \geq 40 A$ : ØA = 1.2 mm

## Pre-Arcing Time

Rated Current $I_n$	1.0 x $I_n$ min.	1.35 x $I_n$ max.	2.0 x $I_n$ min.	2.0 x $I_n$ max.
12 A - 30 A	4 h	60 min	5 s	60 s

Time-Current-Curves



All Variants

Rated Current [A]	Rated Voltage [VAC]	Breaking Capacity	Voltage Drop 1.0 I <sub>n</sub> typ. [mV]	Cold Resistance typ. [mΩ]	Melting I <sup>2</sup> t 10.0 I <sub>n</sub> typ. [A <sup>2</sup> s]	Order Number
12	250	1)	78	5.6	72	● 8020.0603.PT
15	250	1)	81	4.7	152	● 8020.0604.PT
20	250	1)	87	3.6	750	● 8020.0605.PT
25	250	1)	62	2.1	1010	● 8020.0606.PT
30	250	1)	64	1.8	2050	● 8020.0607.PT

Availability for all products can be searched real-time: <https://www.schurter.com/en/info-center/support-tools/stock-check-distributors>

1) 500 A @ 250 VAC, 10 kA @ 125 VAC

Packaging Unit

Bulk (100 pcs.)