

Voltage Selector Insert to KE, CE, KG, CG

Voltage selector inserts for power entry modules, types KE, CE, KG, CG



To be used with drawer for KE, CE, KG, CG

Description

- Component : Drop-in type , Switching Unit
- 1 Function : Voltage selector insert (step switch)
- Up to four different switch positions
- Approved together with power entry module

Other versions on request

- Fuse drawer with other voltage values

References

Fits to type: CE; CG; CG-Bowdencable; KE; KG; KG-Bowdencable

Weblinks

[pdf data sheet](#), [html datasheet](#), [General Product Information](#), [Approvals](#), [Distributor-Stock-Check](#), [Accessories](#), [Detailed request for product](#)

Detailed information on product approvals, code requirements, usage instructions and detailed test conditions can be looked up in [Details about Approvals](#)

SCHURTER products are designed for use in industrial environments. They have approvals from independent testing bodies according to national and international standards. Products with specific characteristics and requirements such as required in the automotive sector according to IATF 16949, medical technology according to ISO 13485 or in the aerospace industry can be offered exclusively with customer-specific, individual agreements by SCHURTER.

Product standards

Product standards that are referenced

Organization	Design	Standard	Description
	Designed according to	IEC 60127-6	Miniature fuses. Part 6. Fuse-holders for miniature fuse-links

Application standards

Application standards where the product can be used

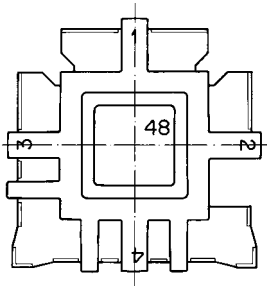
Organization	Design	Standard	Description
	Suitable for applications acc.	IEC/UL 62368-1	Audio/video, information and communication technology equipment - Part 1: Safety requirements
	Suitable for applications acc.	IEC 60601-1	Medical electrical equipment - Part 1: General requirements for basic safety and essential performance

Compliances

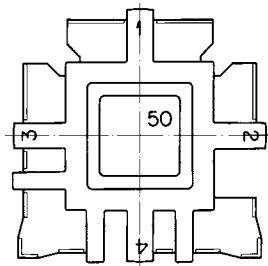
The product complies with following Guide Lines

Identification	Details	Initiator	Description
	RoHS	SCHURTER AG	Directive RoHS 2011/65/EU, Amendment (EU) 2015/863

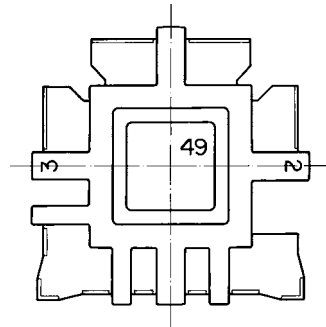
Dimension [mm]



Switch position 1

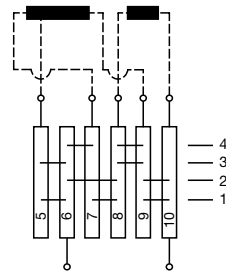


Switch position 2



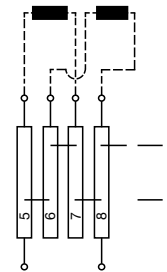
Diagrams

System No. 1



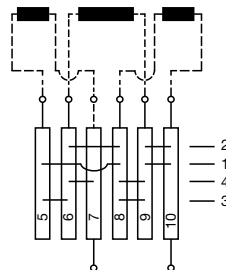
2 separate windings, one with a tap
 3 or 4 switch positions
 2 separate windings one with a tap
 3 or 4 switch positions

System No. 2



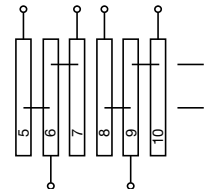
2 separate windings
 2 switch positions
 2 separate windings
 2 switch positions

System No. 3



3 separate windings
 3 or 4 switch positions
 3 separate windings
 3 or 4 switch positions

System No. 4



2-pole change over switch

Voltage Selector Inserts

Switch position	System No.	Voltage marking, switch position				Order Number
		1	2	3	4	
1	-	-	-	-	-	4305.0048.00
1	1	100	120	220	240	4305.0048.01
1	3	130	110	240	220	4305.0048.02
1	2	110	-	-	220	4305.0048.03
1	3	-	110	240	220	4305.0048.04
1	2	115	-	-	230	4305.0048.05
1	1	130	110	240	220	4305.0048.08
1	2	120	-	-	240	4305.0048.09
1	1	100	115	-	230	4305.0048.10
1	2	230	-	-	110	4305.0048.11
1	1	240	230	220	200	4305.0048.15
1	4	-	115	230	-	4305.0048.17

Switch position	System No.	Voltage marking, switch position				Order Number
		1	2	3	4	
1	1	-	110	220	-	4305.0048.18
1	1	100	120	230	240	4305.0048.20
1	1	110	130	230	50	4305.0048.21
1	2	115 *	-	-	230 *	4305.0048.22
1	-	110	115	215	230	4305.0048.23
1	-	100 V	115 V	215 V	230 V	4305.0048.24
1	2	100	-	-	200	4305.0048.25
1	-	-	115 *	-	230 *	4305.0048.28
1	-	100	120	220	230	4305.0048.30
2	-	-	-	-	-	4305.0050.00
2	3	130	110	240	220	4305.0050.02
2	3	-	110	240	220	4305.0050.04
2	3	150	110	-	220	4305.0050.06
2	3	-	-	-	-	4305.0050.26
2	-	100	120	220	-	4305.0050.30
3	-	-	-	-	-	4305.0049.00
3	4	-	220 *	110 *	-	4305.0049.07
3	4	-	115	230	-	4305.0049.17
3	1	-	-	-	-	4305.0049.18
3	4	-	230 *	110 *	-	4305.0049.19

* Lettering rotated 180°

Packaging unit 50 Pcs